

Midlands MLS

1st Quarter Report, 2008

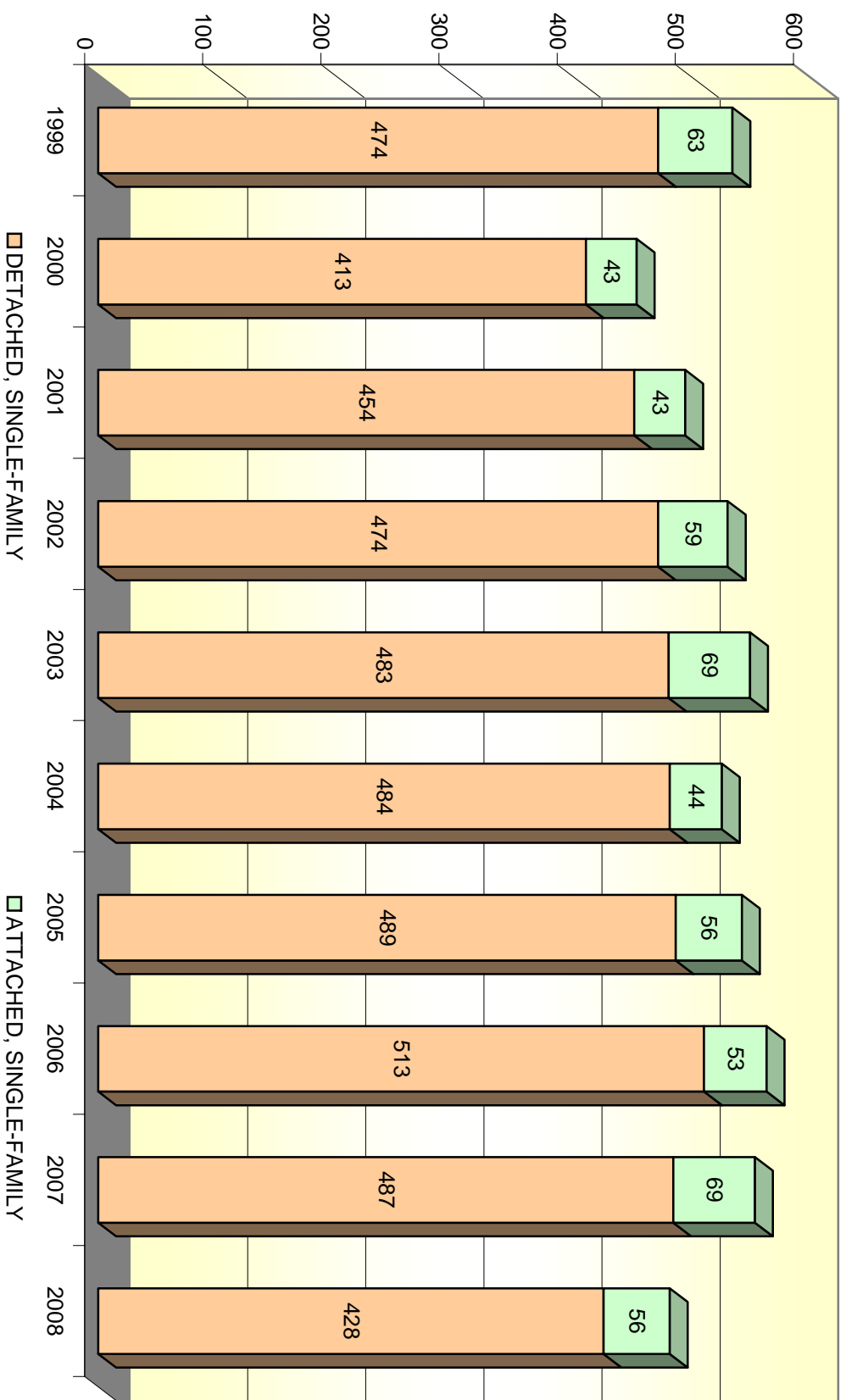
New home sales. For the entire market area Midlands MLS recorded a 33 percent decline in new home sales during the first quarter of 2008. A total of 88 new home sales were posted during the first quarter this year, compared to 132 last year. The median sale price of a new home during the first quarter of 2008 was \$200,000; up dramatically from \$173,000 in 2007, primarily due to a sharp decline in the number of new home sales closed under \$160,000.

Existing home sales. For the entire market area, Midlands MLS recorded a total of 583 existing home sales during the first quarter of 2008, down 13 percent when compared to 670 during the same time period in 2007. The median sale price of an existing home during the first quarter of 2008 was \$124,000; down slightly from \$125,000 in 2007.

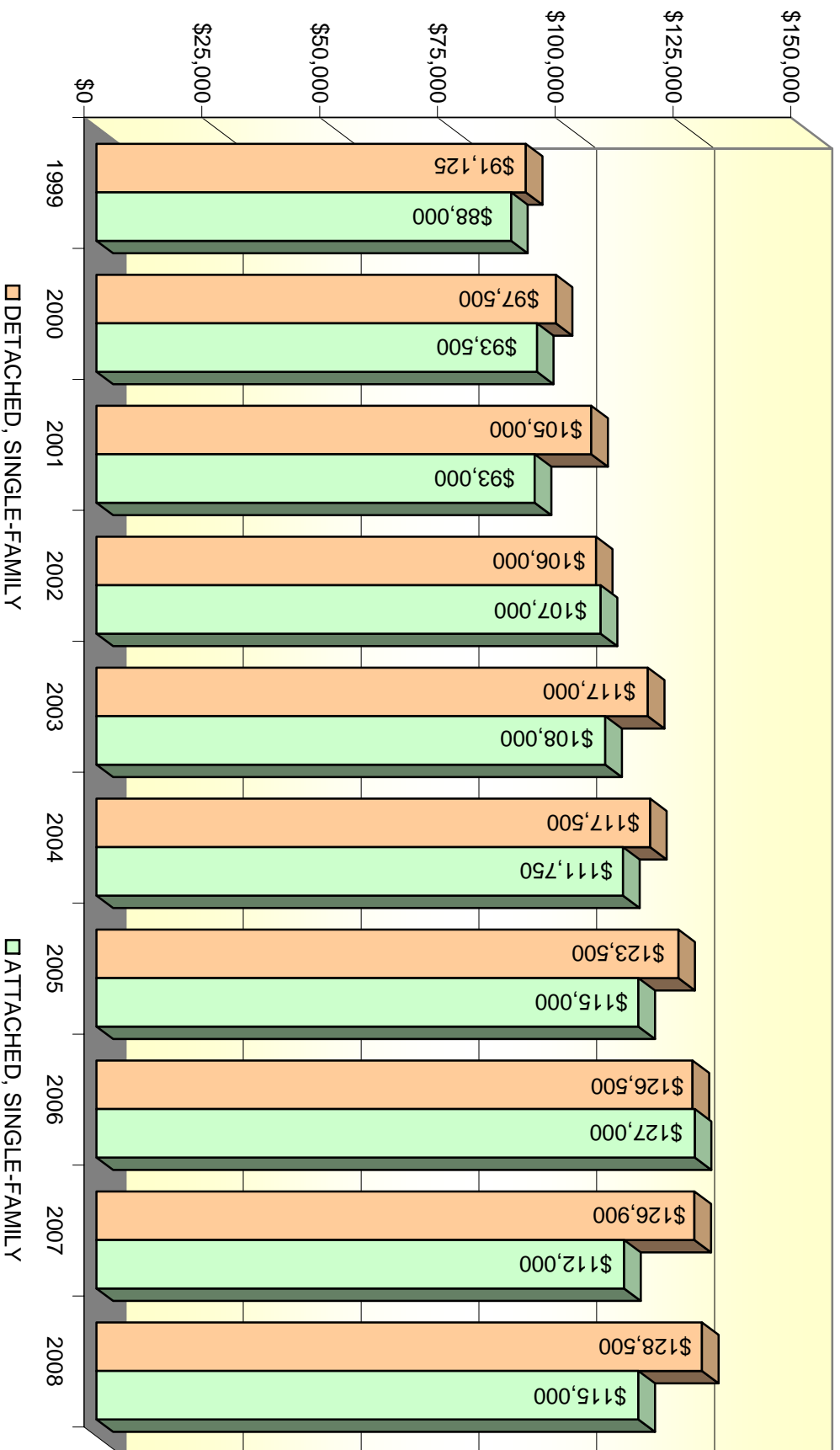
Price shift. Compared to last year, sales between \$120,000 and \$160,000 dropped 27 percent in the first quarter of 2008; sales from \$160,000 to \$300,000 declined 21 percent; while sales over \$300,000 increased 39 percent.

All statistics exclude mobile homes, and new construction model homes.

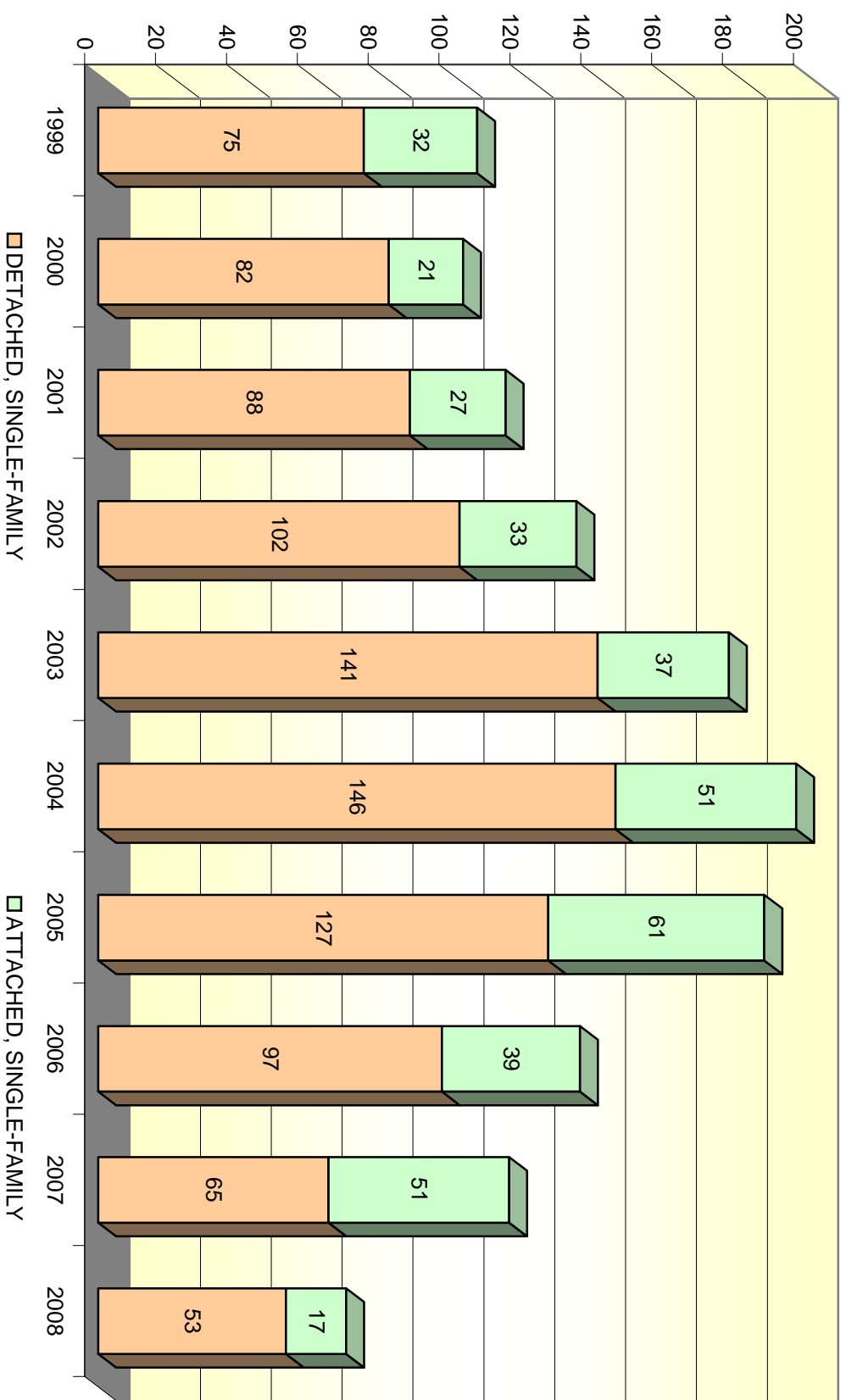
Midlands MLS - Lincoln, Nebraska
1ST QUARTER: NUMBER OF EXISTING HOME SALES
MLS Areas 11-47



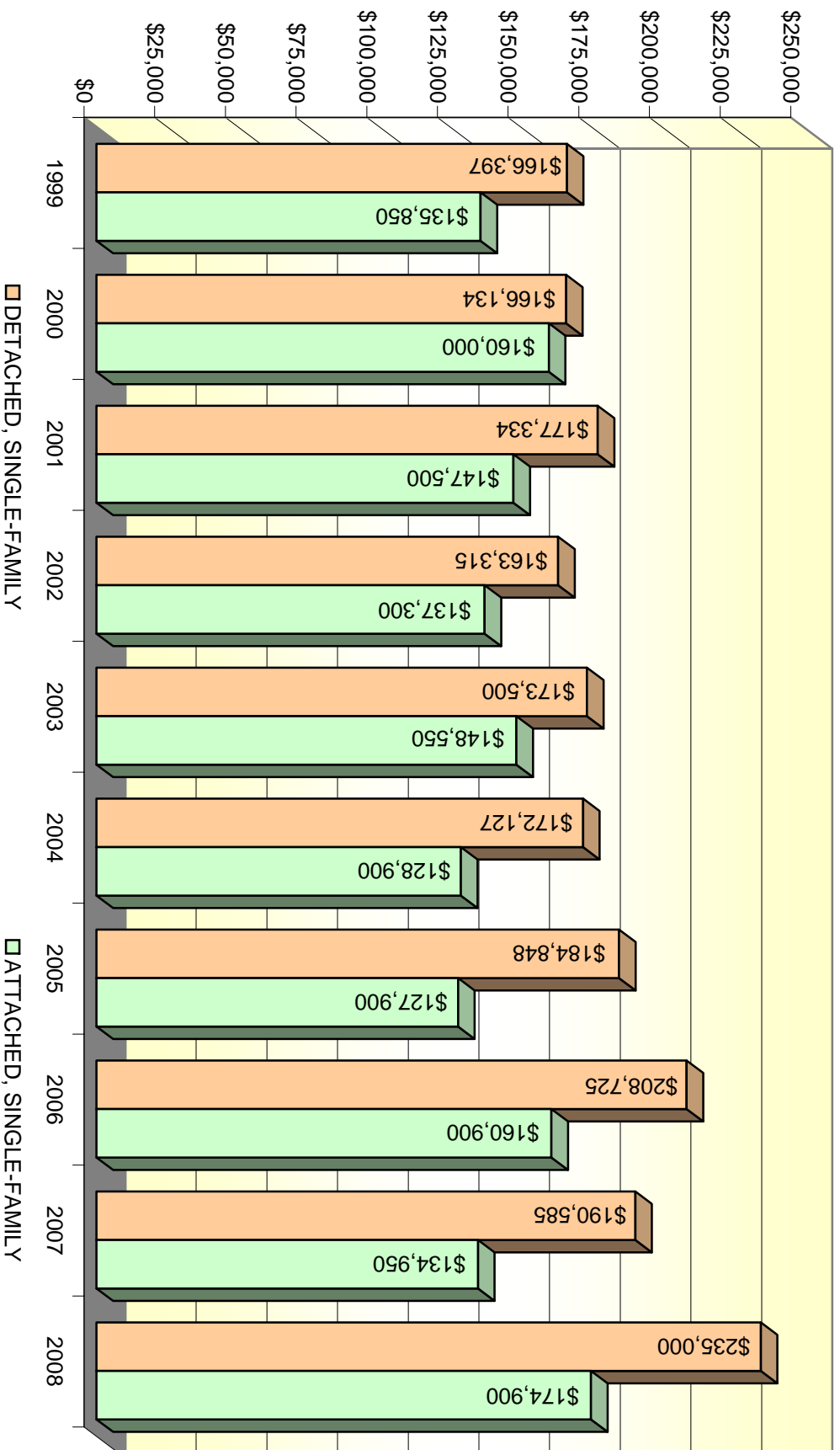
Midlands MLS - Lincoln, Nebraska
1ST QUARTER: MEDIAN PRICE OF EXISTING HOME SALES
MLS Areas 11-47



Midlands MLS - Lincoln, Nebraska
1ST QUARTER: NUMBER OF NEW HOME SALES
MLS Areas 11-47



Midlands MLS - Lincoln, Nebraska
1ST QUARTER: MEDIAN PRICE OF NEW HOME SALES
 MLS Areas 11-47



Midlands MLS - Lincoln, NE

EXISTING HOMES: Single-Family Sales - Quarter 1

MLS Map Area	Total Number of Sales Closed Q1 2007	Total Number of Sales Closed Q1 2008	Lowest Sale Price Q1 2008	Median Sale Price Q1 2008	Highest Sale Price Q1 2008
11 NW Lincoln	20	19	\$56,000	\$114,900	\$148,250
12 NW Lincoln	23	31	\$64,900	\$125,000	\$240,000
13 NW Lincoln	9	9	\$80,000	\$121,000	\$530,000
14 NW Lincoln	27	39	\$55,000	\$115,000	\$205,000
15 NW Lincoln	10	7	\$29,000	\$55,000	\$120,100
16 NW Lincoln	8	4	\$152,000	\$161,450	\$230,000
50 NW Lancaster	5	2	\$55,000	\$117,500	\$180,000
51 Malcolm, NE	4	4	\$75,000	\$109,000	\$118,500
52 Raymond, NE	3	3	\$57,000	\$105,100	\$230,000
53 Davey, NE	0	0			
150 NW out of Lancaster	39	31	\$10,000	\$114,000	\$340,000
21 NE Lincoln	4	5	\$67,000	\$183,500	\$222,500
22 NE Lincoln	31	25	\$26,500	\$75,000	\$132,500
23 NE Lincoln	49	30	\$27,500	\$96,500	\$177,700
24 NE Lincoln	46	32	\$31,500	\$127,400	\$215,900
60 NE Lancaster	3	1	\$284,000	\$284,000	\$284,000
61 Waverly, NE	6	8	\$68,500	\$130,000	\$217,000
160 NE out of Lancaster	16	11	\$48,340	\$88,000	\$132,900
31 SE Lincoln	58	27	\$35,000	\$92,500	\$250,000
32 SE Lincoln	40	36	\$45,000	\$115,250	\$252,000
33 SE Lincoln	43	39	\$102,500	\$181,000	\$710,000
34 SE Lincoln	37	22	\$65,000	\$154,850	\$507,500
35 SE Lincoln	57	51	\$61,500	\$170,000	\$650,000
36 SE Lincoln	3	5	\$170,500	\$224,900	\$423,000
37 SE Lincoln	0	1	\$77,000	\$77,000	\$77,000
70 SE Lancaster	3	2	\$73,000	\$139,000	\$205,000
71 Roca, NE	0	0			
72 Hickman, NE	5	1	\$122,000	\$122,000	\$122,000
73 Firth, NE	2	2	\$120,000	\$125,000	\$130,000
74 Panama, NE	0	0			
75 Bennet, NE	1	5	\$12,000	\$91,000	\$124,000
170 SE out of Lancaster	7	12	\$29,685	\$78,450	\$262,500
41 SW Lincoln	23	22	\$34,200	\$132,000	\$189,000
42 SW Lincoln	0	1	\$178,000	\$178,000	\$178,000
43 SW Lincoln	22	19	\$21,500	\$82,250	\$148,500
44 SW Lincoln	19	21	\$56,000	\$126,000	\$390,000
45 SW Lincoln	24	36	\$84,000	\$220,000	\$850,000
46 SW Lincoln	1	2	\$225,000	\$297,500	\$370,000
47 SW Lincoln	2	1	\$390,000	\$390,000	\$390,000
80 SW Lancaster	4	4	\$120,500	\$187,450	\$200,000
81 Denton, NE	2	1	\$395,000	\$395,000	\$395,000
82 Hallam, NE	0	3	\$82,000	\$93,100	\$280,000
83 Sprague, NE	0	0			
180 SW out of Lancaster	14	9	\$8,750	\$77,000	\$98,000
All Market Areas	670	583	\$8,750	\$124,000	\$850,000

Midlands MLS - Lincoln, NE

NEW HOMES: Single-Family Sales - Quarter 1

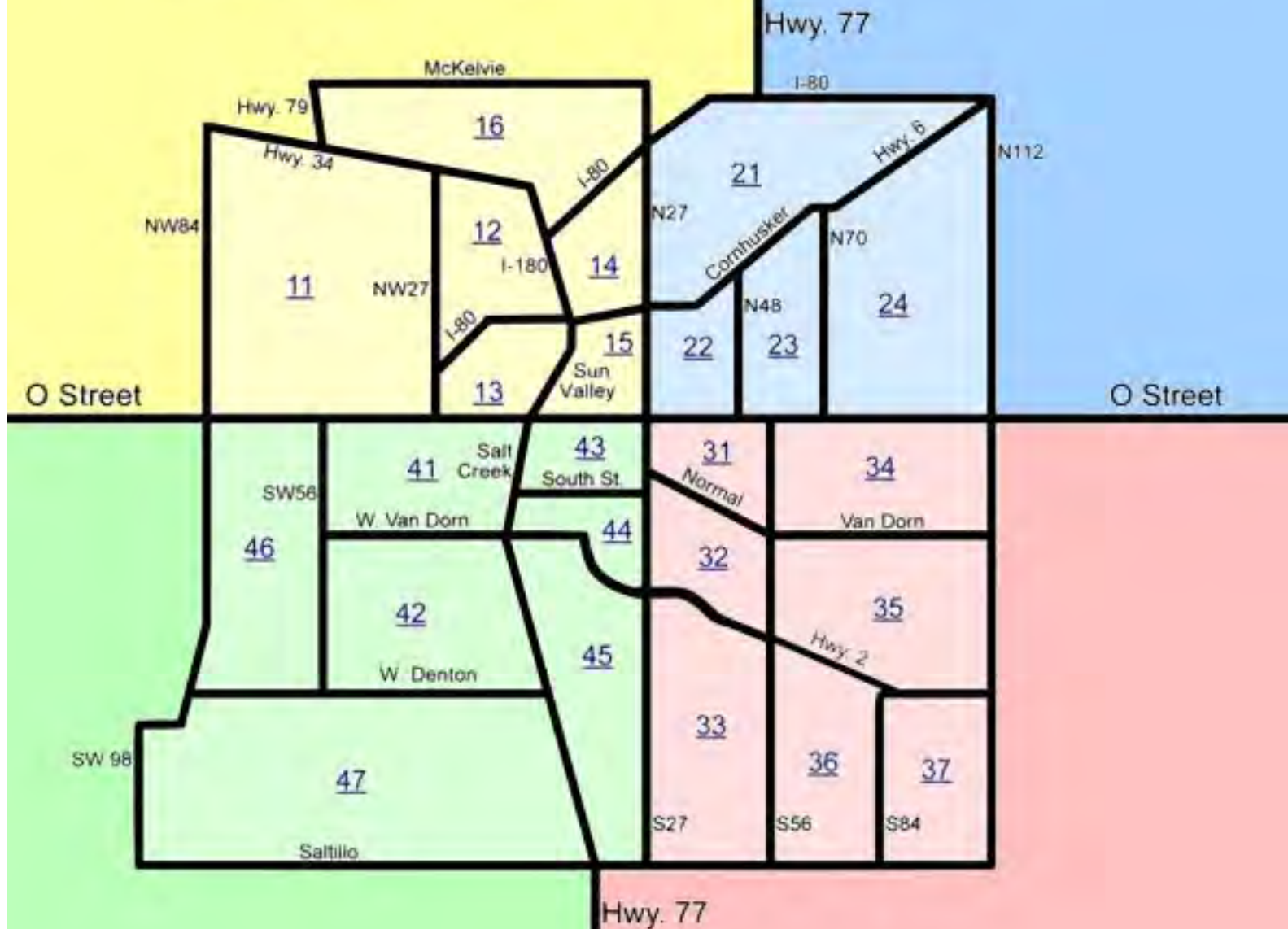
MLS Map Area	Total Number of Sales Closed Q1 2007	Total Number of Sales Closed Q1 2008	Lowest Sale Price Q1 2008	Median Sale Price Q1 2008	Highest Sale Price Q1 2008
11 NW Lincoln	6	5	\$142,000	\$154,950	\$235,000
12 NW Lincoln	5	0			
13 NW Lincoln	2	0			
14 NW Lincoln	7	7	\$92,950	\$153,900	\$232,145
15 NW Lincoln	1	0			
16 NW Lincoln	8	4	\$281,000	\$307,400	\$380,000
50 NW Lancaster	1	1	\$252,100	\$252,100	\$252,100
51 NW Lancaster	0	0			
52 NW Lancaster	0	0			
53 NW Lancaster	0	0			
150 NW out of Lancaster	3	3	\$172,000	\$173,000	\$211,216
21 NE Lincoln	0	0			
22 NE Lincoln	0	0			
23 NE Lincoln	0	0			
24 NE Lincoln	14	10	\$157,000	\$181,583	\$252,305
60 NE Lancaster	0	0			
61 Waverly, NE	4	7	\$124,900	\$160,000	\$234,600
160 NE out of Lancaster	3	0			
31 SE Lincoln	0	0			
32 SE Lincoln	0	0			
33 SE Lincoln	12	12	\$142,700	\$266,500	\$340,000
34 SE Lincoln	3	0			
35 SE Lincoln	26	11	\$171,950	\$229,000	\$539,000
36 SE Lincoln	8	7	\$150,800	\$231,000	\$247,063
37 SE Lincoln	0	0			
70 SE Lancaster	1	1	\$235,066	\$235,066	\$235,066
71 Roca, NE	0	1	\$515,000	\$515,000	\$515,000
72 Hickman, NE	2	2	\$147,900	\$149,950	\$152,000
73 Firth, NE	0	0			
74 Panama, NE	0	0			
75 Bennet, NE	0	1	\$179,000	\$179,000	\$179,000
170 SE out of Lancaster	1	1	\$319,000	\$319,000	\$319,000
41 SW Lincoln	11	2	\$158,900	\$158,950	\$159,000
42 SW Lincoln	0	0			
43 SW Lincoln	0	0			
44 SW Lincoln	0	0			
45 SW Lincoln	13	11	\$170,470	\$305,075	\$705,000
46 SW Lincoln	0	1	\$319,452	\$319,452	\$319,452
47 SW Lincoln	0	0			
80 SW Lancaster	1	1	\$231,575	\$231,575	\$231,575
81 Denton, NE	0	0			
82 Hallam, NE	0	0			
83 Sprague, NE	0	0			
180 SW out of Lancaster	0	0			
All Market Areas	132	88	\$92,950	\$200,000	\$705,000

Lincoln, Nebraska

Midlands MLS - Area Map

50 - Rural Lancaster County
51 - Malcolm
52 - Raymond
53 - Davey
 150 - Outside of Lancaster Co.

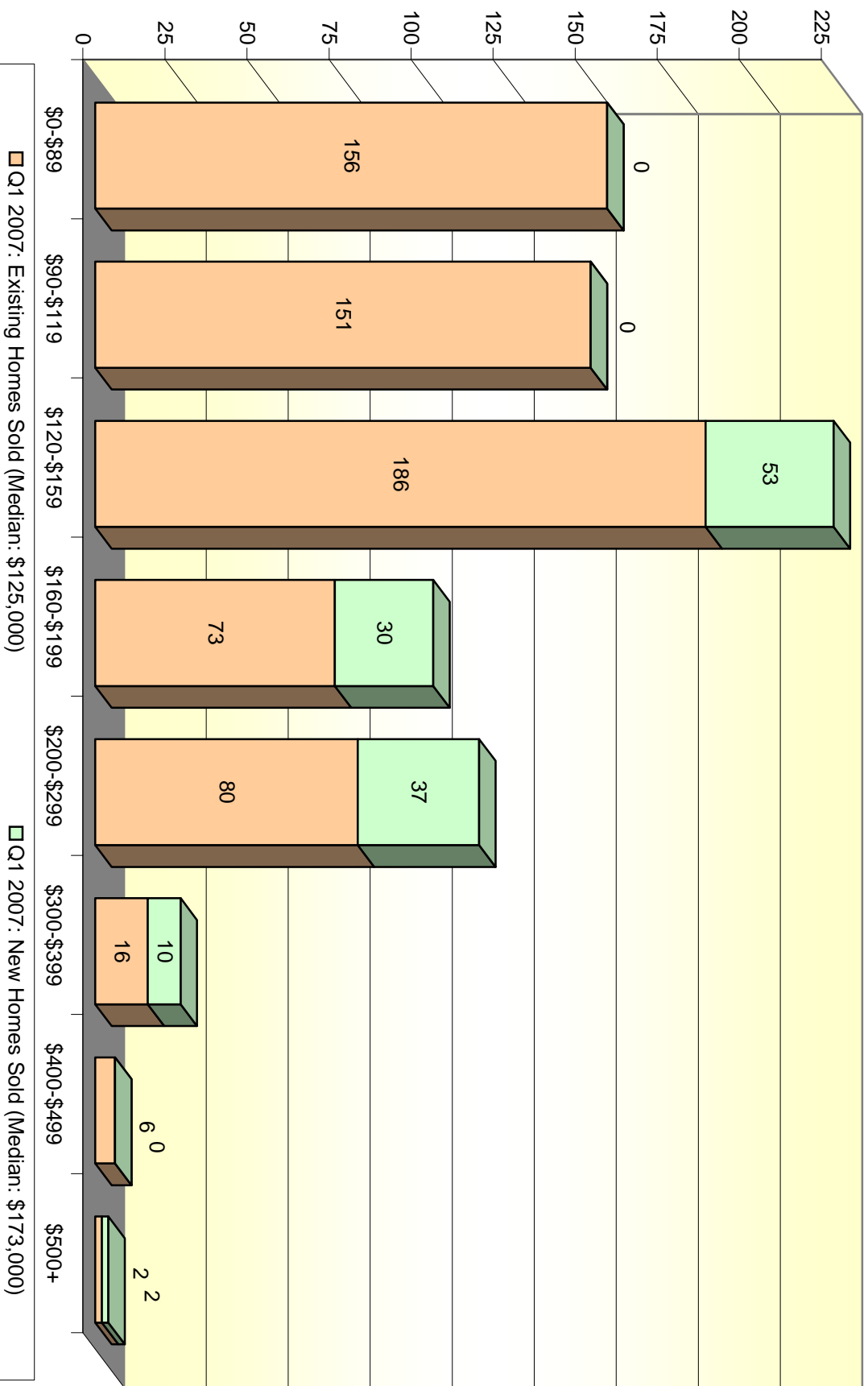
60 - Rural Lancaster County
61 - Waverly
 160 - Outside of Lancaster Co.



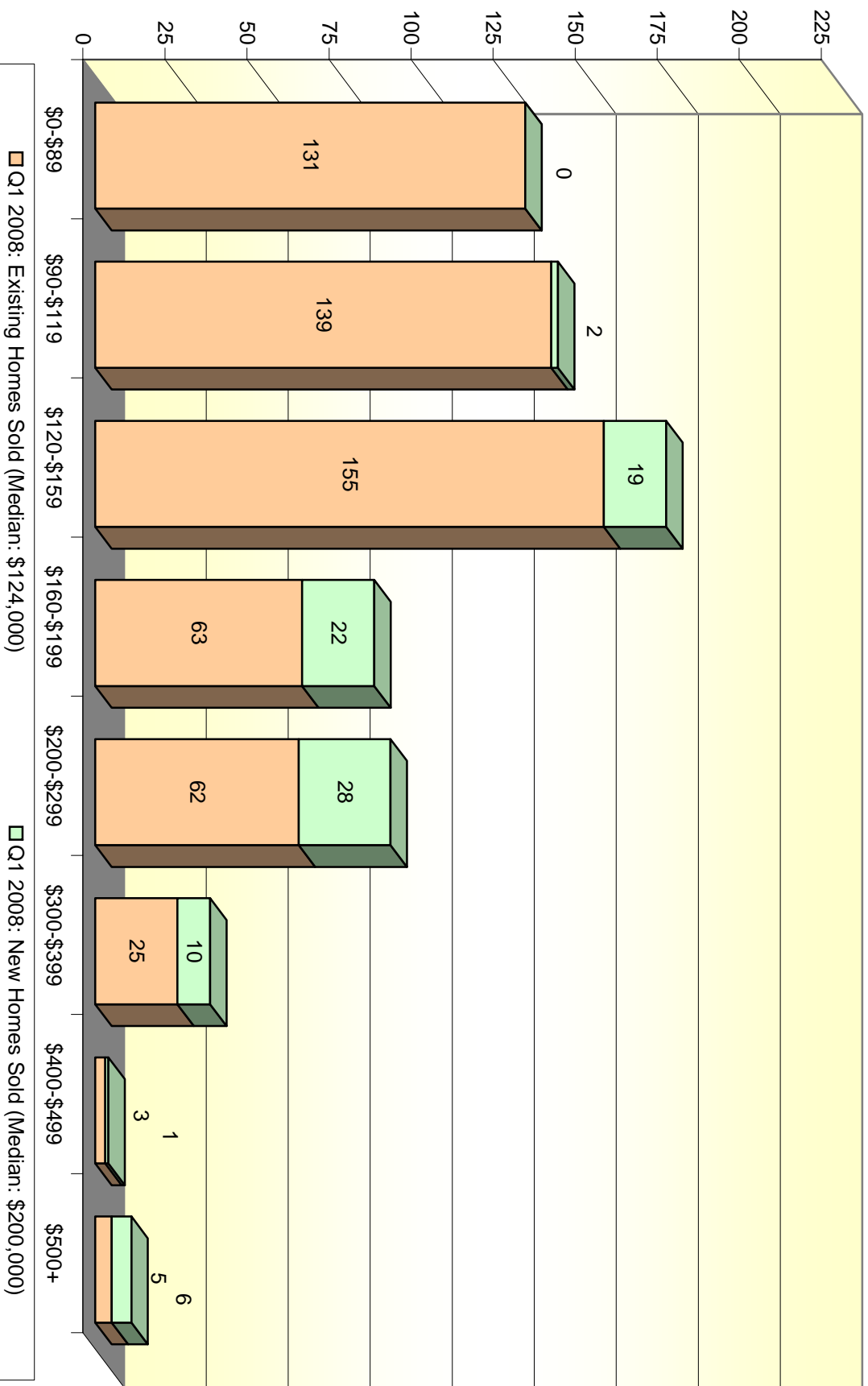
80 - Rural Lancaster County
81 - Denton
82 - Hallam
83 - Sprague
 180 - Outside of Lancaster Co.

70 - Rural Lancaster County
71 - Roca
72 - Hickman
73 - Firth
74 - Panama
75 - Bennet
 170 - Outside of Lancaster Co.

Midlands MLS - Lincoln, NE Q1 2007: Single-Family Homes Sold



Midlands MLS - Lincoln, NE Q1 2008: Single-Family Homes Sold



Midlands MLS - Lincoln, NE
 April 15, 2008: Single-Family Homes For Sale

