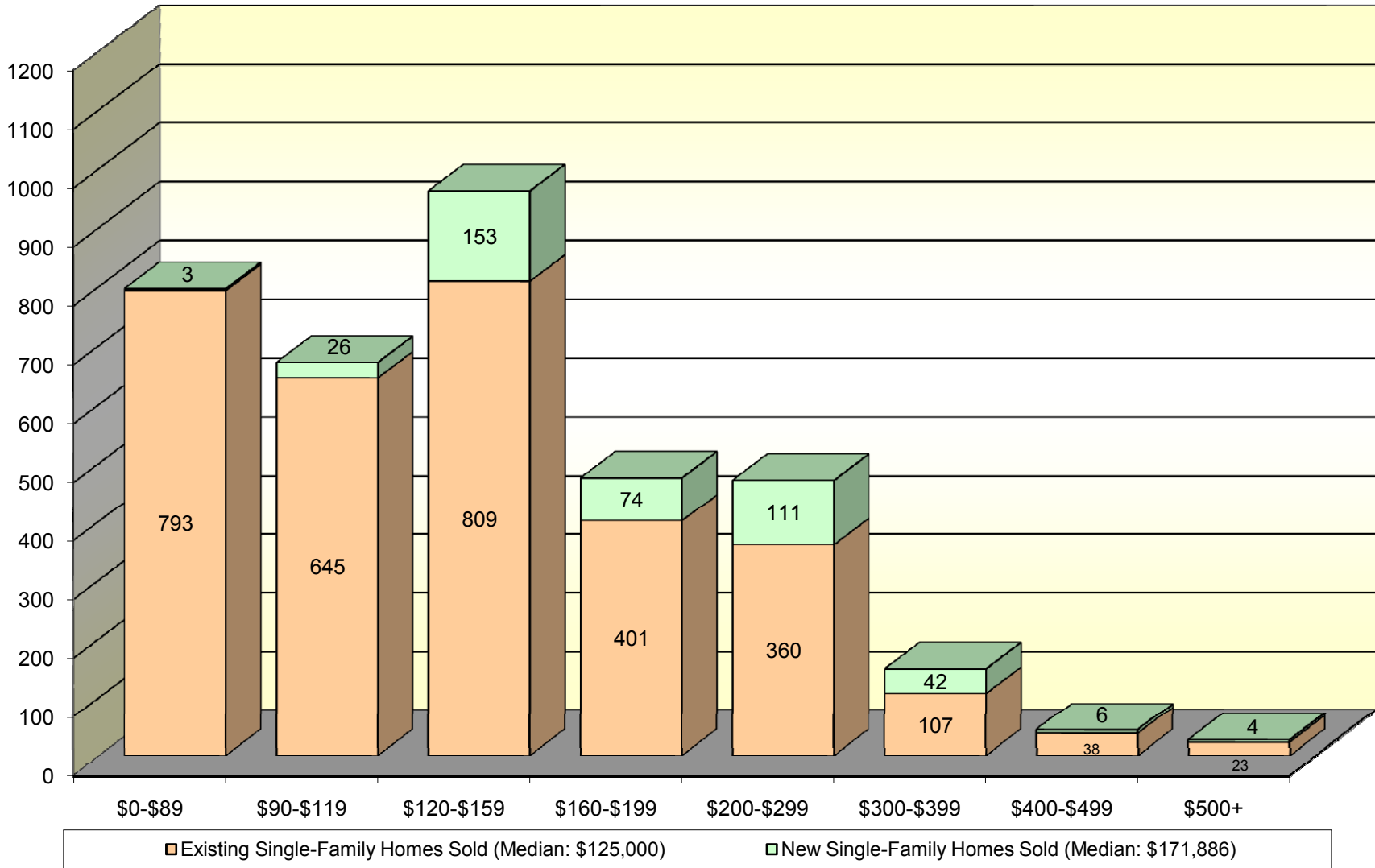
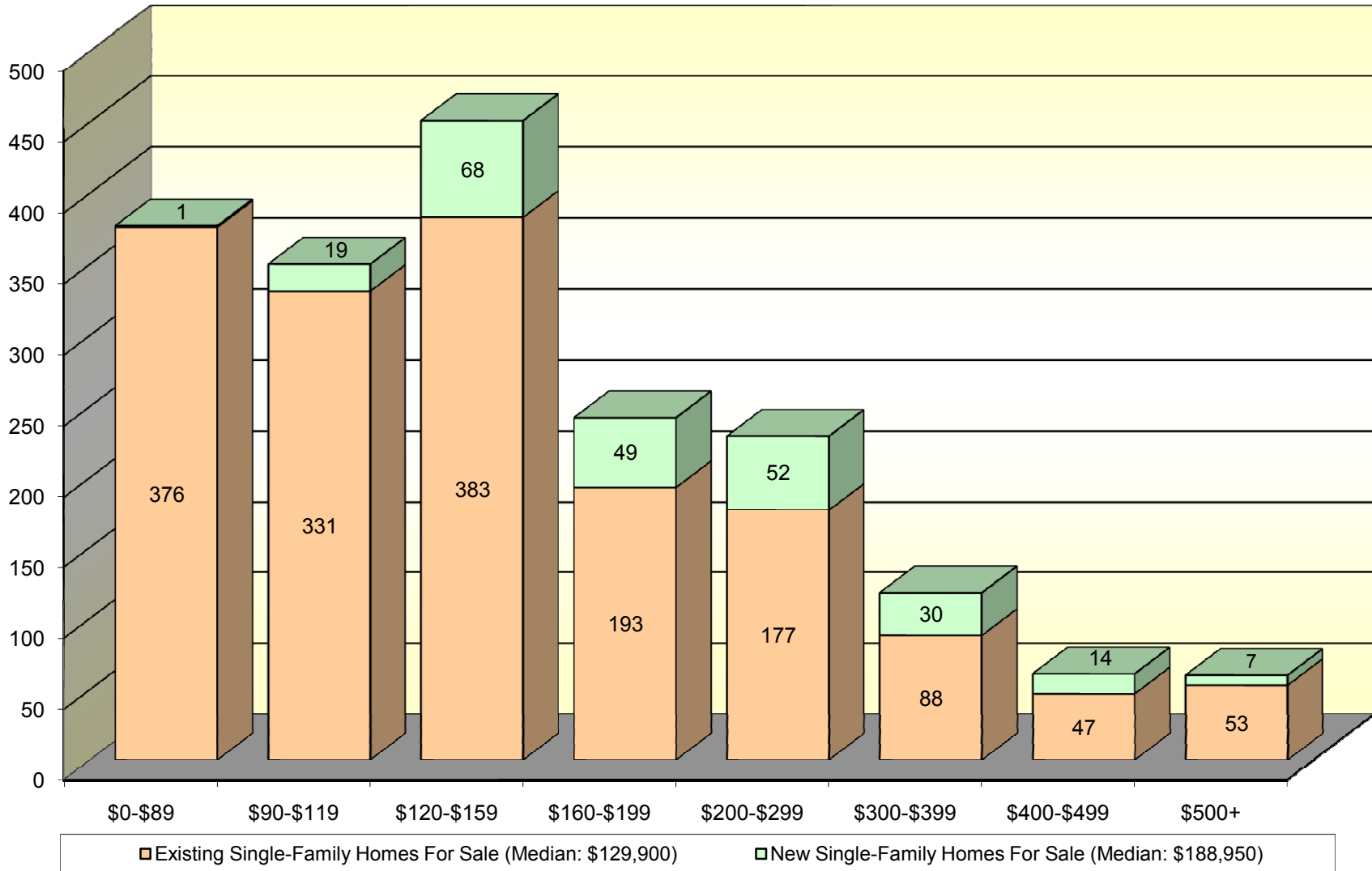


Midlands MLS - Lincoln, NE
Single-Family Homes Sold during Last 12 Months (11/01/09 - 10/31/10)



**Midlands MLS - Lincoln, NE
Single-Family Homes Listed For Sale as of 11-15-2010**



Midlands MLS - Lincoln, NE

EXISTING HOMES: Listed For Sale - November 15, 2010

MLS Map Area	Total Number of Sales Last 12 months**	Total Number Listed For Sale as of 11/15/10	Lowest List Price For Sale	Median List Price For Sale	Highest List Price For Sale
11 NW Lincoln	99	44	\$74,900	\$119,900	\$183,000
12 NW Lincoln	91	57	\$89,500	\$139,900	\$214,900
13 NW Lincoln	34	47	\$60,000	\$139,900	\$875,000
14 NW Lincoln	140	92	\$33,700	\$106,500	\$1,600,000
15 NW Lincoln	52	18	\$45,000	\$71,925	\$245,000
16 NW Lincoln	30	14	\$139,950	\$174,450	\$565,000
50 NW Lancaster	8	13	\$195,000	\$365,000	\$850,000
51 Malcolm, NE	6	3	\$45,400	\$210,000	\$499,900
52 Raymond, NE	8	2	\$74,900	\$121,450	\$198,000
53 Davey, NE	1	1			
150 NW out of Lancaster	186	112	\$9,000	\$100,000	\$929,000
21 NE Lincoln	22	9	\$78,500	\$164,900	\$200,000
22 NE Lincoln	116	59	\$18,000	\$93,900	\$238,000
23 NE Lincoln	219	105	\$25,000	\$101,900	\$205,000
24 NE Lincoln	161	76	\$60,500	\$139,700	\$629,000
60 NE Lancaster	8	7	\$207,900	\$279,900	\$509,500
61 Waverly, NE	45	13	\$84,840	\$159,900	\$245,000
160 NE out of Lancaster	95	69	\$5,500	\$129,900	\$995,500
31 SE Lincoln	193	77	\$55,500	\$104,500	\$515,000
32 SE Lincoln	179	76	\$59,900	\$134,950	\$769,900
33 SE Lincoln	208	95	\$77,000	\$175,000	\$1,925,000
34 SE Lincoln	188	67	\$87,000	\$159,900	\$770,000
35 SE Lincoln	246	112	\$55,000	\$215,700	\$1,500,000
36 SE Lincoln	31	13	\$139,900	\$284,900	\$785,000
37 SE Lincoln	11	3	\$249,900	\$364,950	\$645,000
70 SE Lancaster	22	11	\$144,900	\$419,900	\$999,000
71 Roca, NE	6	1	\$295,000	\$295,000	\$295,000
72 Hickman, NE	20	16	\$24,950	\$124,950	\$195,000
73 Firth, NE	8	14	\$42,000	\$159,200	\$364,500
74 Panama, NE	0	5	\$63,900	\$109,900	\$199,000
75 Bennet, NE	10	10	\$22,000	\$119,450	\$329,000
170 SE out of Lancaster	85	63	\$9,900	\$108,000	\$475,000
41 SW Lincoln	121	47	\$32,000	\$129,900	\$399,900
42 SW Lincoln	7	3	\$74,900	\$124,950	\$309,000
43 SW Lincoln	131	70	\$17,000	\$89,450	\$260,000
44 SW Lincoln	127	60	\$54,500	\$126,950	\$469,000
45 SW Lincoln	138	67	\$89,900	\$203,900	\$469,000
46 SW Lincoln	4	2	\$379,900	\$439,925	\$499,950
47 SW Lincoln	8	8	\$279,900	\$559,500	\$749,900
80 SW Lancaster	9	8	\$79,900	\$248,200	\$555,750
81 Denton, NE	6	3	\$42,000	\$49,900	\$260,000
82 Hallam, NE	2	3	\$99,900	\$169,000	\$199,995
83 Sprague, NE	1	0			
180 SW out of Lancaster	94	73	\$17,500	\$110,000	\$450,000
All Market Areas	3,176	1,648	\$5,500	\$129,900	\$1,925,000

** New Home Sales November 1, 2009 through October 31, 2010.

Midlands MLS - Lincoln, NE

NEW HOMES: Listed For Sale - November 15, 2010*

MLS Map Area	Total Number of Sales Last 12 months**	Total Number Listed For Sale as of 11/15/10	Lowest List Price For Sale	Median List Price For Sale	Highest List Price For Sale
11 NW Lincoln	14	9	\$137,950	\$154,950	\$185,000
12 NW Lincoln	13	0			
13 NW Lincoln	1	0			
14 NW Lincoln	43	24	\$105,900	\$134,900	\$254,950
15 NW Lincoln	9	17	\$79,500	\$165,000	\$425,000
16 NW Lincoln	16	9	\$127,200	\$275,500	\$569,900
50 NW Lancaster	2	1	\$389,750	\$389,750	\$389,750
51 NW Lancaster	0	0			
52 NW Lancaster	0	0			
53 NW Lancaster	0	0			
150 NW out of Lancaster	13	9	\$144,900	\$188,500	\$227,515
21 NE Lincoln	0	2	\$133,900	\$156,900	\$179,900
22 NE Lincoln	1	2	\$105,000	\$112,495	\$119,990
23 NE Lincoln	2	0			
24 NE Lincoln	70	32	\$124,900	\$173,368	\$369,000
60 NE Lancaster	0	0			
61 Waverly, NE	11	2	\$115,000	\$207,450	\$299,900
160 NE out of Lancaster	4	2	\$119,900	\$149,900	\$179,900
31 SE Lincoln	1	0			
32 SE Lincoln	3	0			
33 SE Lincoln	53	27	\$116,900	\$269,950	\$369,999
34 SE Lincoln	2	1	\$274,900	\$274,900	\$274,900
35 SE Lincoln	52	38	\$155,900	\$299,925	\$595,000
36 SE Lincoln	27	12	\$180,365	\$199,925	\$484,900
37 SE Lincoln	23	8	\$127,900	\$161,400	\$1,398,000
70 SE Lancaster	1	3	\$398,750	\$439,900	\$596,335
71 Roca, NE	3	2	\$104,900	\$214,950	\$325,000
72 Hickman, NE	10	13	\$134,800	\$174,500	\$242,500
73 Firth, NE	0	0			
74 Panama, NE	0	0			
75 Bennet, NE	0	1			
170 SE out of Lancaster	4	2	\$99,500	\$101,200	\$102,900
41 SW Lincoln	7	8	\$116,900	\$146,025	\$219,000
42 SW Lincoln	0	0			
43 SW Lincoln	0	0			
44 SW Lincoln	0	0			
45 SW Lincoln	30	8	\$158,900	\$229,440	\$819,000
46 SW Lincoln	0	1			
47 SW Lincoln	2	5	\$335,900	\$335,900	\$335,900
80 SW Lancaster	0	0			
81 Denton, NE	0	0			
82 Hallam, NE	0	0			
83 Sprague, NE	0	0			
180 SW out of Lancaster	2	2			
All Market Areas	419	240	\$79,500	\$188,950	\$1,398,000

* Includes new homes listed in all stages of construction. Excludes "model" homes.

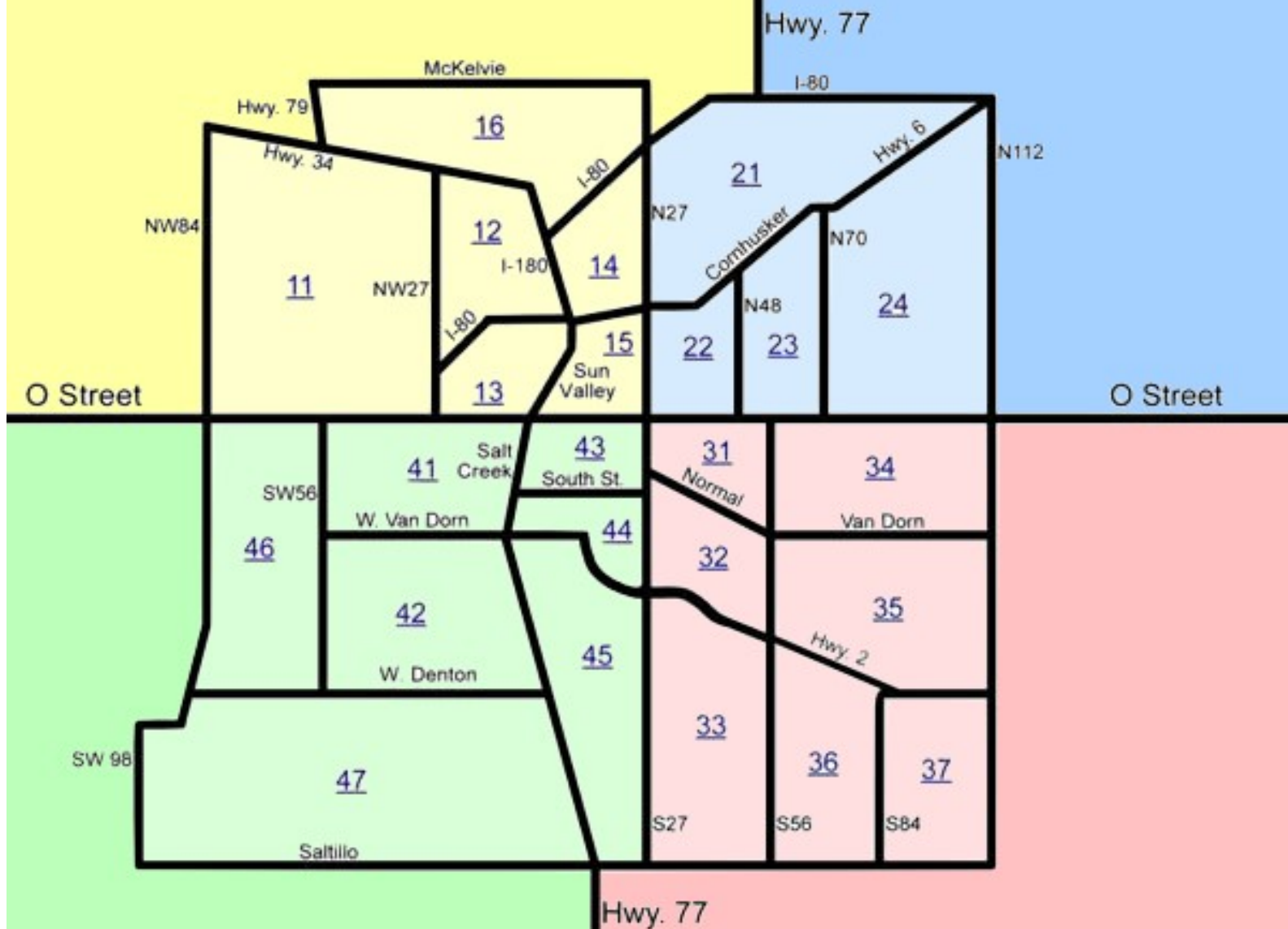
** New Home Sales November 1, 2009 through October 31, 2010.

Lincoln, Nebraska

Midlands MLS - Area Map

50 - Rural Lancaster County
51 - Malcolm
52 - Raymond
53 - Davey
 150 - Outside of Lancaster Co.

60 - Rural Lancaster County
61 - Waverly
 160 - Outside of Lancaster Co.



80 - Rural Lancaster County
81 - Denton
82 - Hallam
83 - Sprague
 180 - Outside of Lancaster Co.

70 - Rural Lancaster County
71 - Roca
72 - Hickman
73 - Firth
74 - Panama
75 - Bennet
 170 - Outside of Lancaster Co.