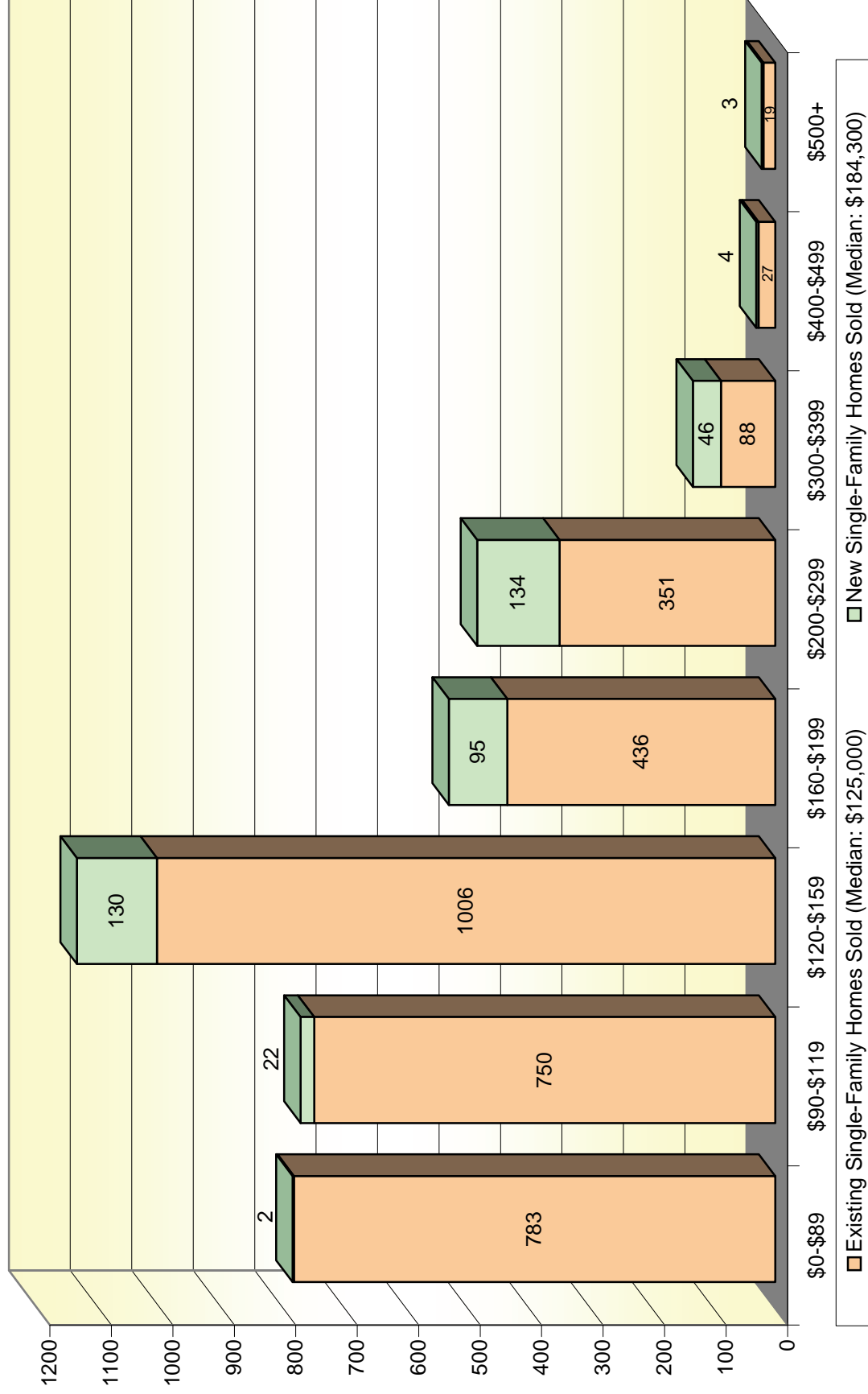
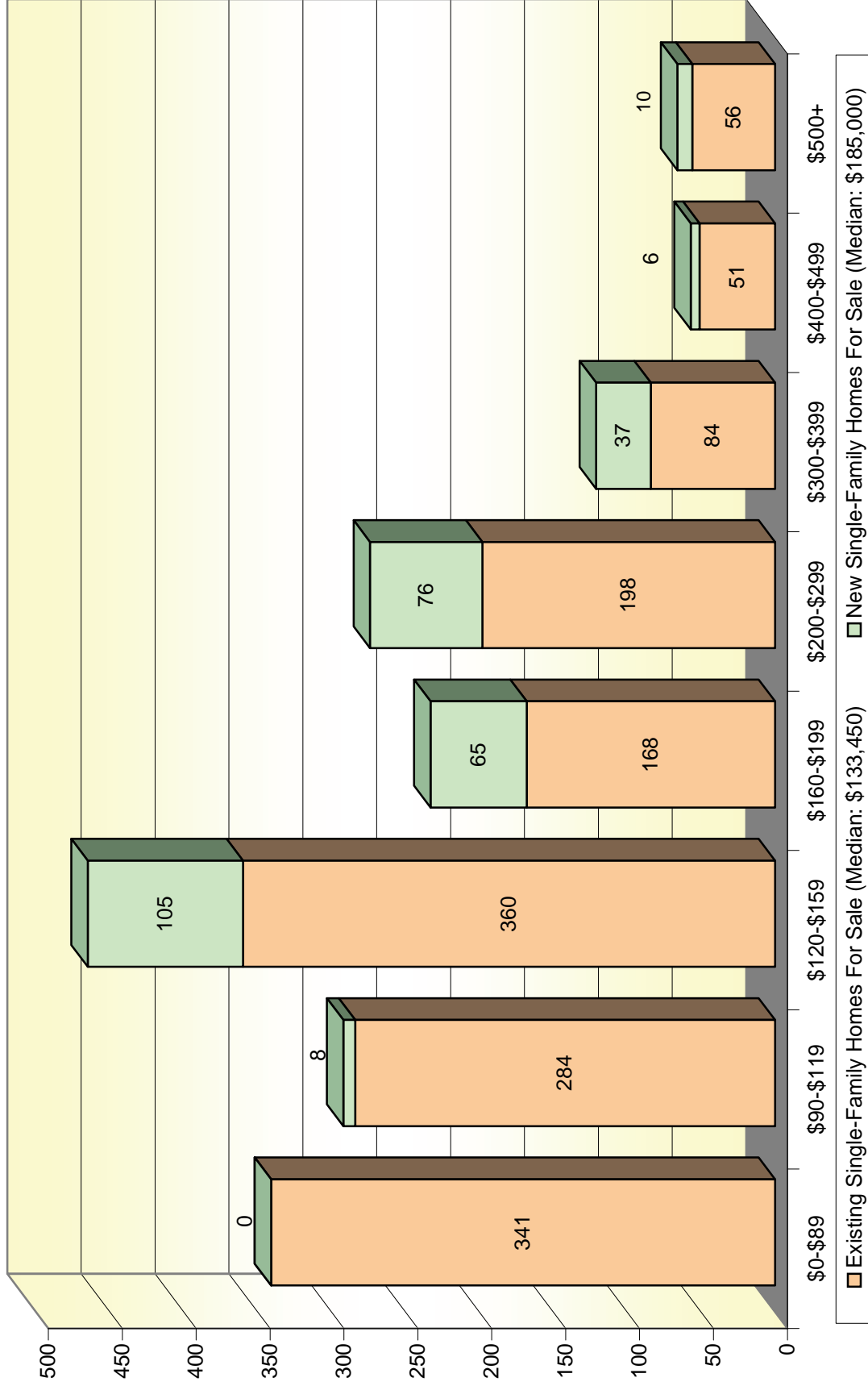


**Midlands MLS - Lincoln, NE**  
**Single-Family Homes Sold during Last 12 Months (11/01/08 - 10/31/09)**



**Midlands MLS - Lincoln, NE  
Single-Family Homes Listed For Sale as of 11-15-2009**



## Midlands MLS - Lincoln, NE

### EXISTING HOMES: Listed For Sale - November 15, 2009

MLS Map Area	Total Number of Sales Last 12 months**	Total Number Listed For Sale as of 11/15/09	Lowest List Price For Sale	Median List Price For Sale	Highest List Price For Sale
11 NW Lincoln	109	30	\$59,500	\$116,325	\$195,900
12 NW Lincoln	136	37	\$67,100	\$126,900	\$214,900
13 NW Lincoln	48	41	\$65,000	\$141,000	\$799,000
14 NW Lincoln	194	66	\$28,500	\$113,450	\$277,500
15 NW Lincoln	41	25	\$29,900	\$75,000	\$329,500
16 NW Lincoln	31	20	\$139,900	\$199,450	\$359,900
50 NW Lancaster	12	7	\$214,800	\$374,000	\$755,000
51 Malcolm, NE	8	4	\$45,400	\$92,400	\$224,900
52 Raymond, NE	3	3	\$68,000	\$399,000	\$599,900
53 Davey, NE	1	0			
150 NW out of Lancaster	163	113	\$12,000	\$99,900	\$1,485,000
21 NE Lincoln	18	8	\$86,500	\$152,450	\$249,900
22 NE Lincoln	126	56	\$34,900	\$79,900	\$169,900
23 NE Lincoln	229	81	\$25,000	\$97,500	\$169,000
24 NE Lincoln	170	55	\$59,900	\$130,000	\$459,950
60 NE Lancaster	5	3	\$129,500	\$143,900	\$230,000
61 Waverly, NE	33	14	\$121,900	\$188,950	\$244,900
160 NE out of Lancaster	130	62	\$12,500	\$128,400	\$889,000
31 SE Lincoln	197	86	\$42,500	\$114,900	\$429,000
32 SE Lincoln	265	86	\$59,900	\$129,900	\$590,000
33 SE Lincoln	249	77	\$94,900	\$215,900	\$1,925,000
34 SE Lincoln	193	69	\$71,000	\$184,000	\$799,900
35 SE Lincoln	275	113	\$82,500	\$234,900	\$1,190,000
36 SE Lincoln	32	15	\$185,000	\$247,500	\$835,000
37 SE Lincoln	6	10	\$85,000	\$348,200	\$619,000
70 SE Lancaster	17	12	\$52,500	\$387,450	\$999,000
71 Roca, NE	4	4	\$99,500	\$363,400	\$820,000
72 Hickman, NE	24	14	\$65,000	\$157,950	\$365,000
73 Firth, NE	7	6	\$71,400	\$134,950	\$247,000
74 Panama, NE	3	2	\$117,000	\$121,450	\$125,900
75 Bennet, NE	16	13	\$45,700	\$109,000	\$689,000
170 SE out of Lancaster	43	48	\$2,500	\$136,950	\$579,900
41 SW Lincoln	133	39	\$90,000	\$132,000	\$269,000
42 SW Lincoln	12	2	\$190,000	\$309,500	\$429,000
43 SW Lincoln	121	93	\$25,000	\$89,900	\$875,000
44 SW Lincoln	117	53	\$42,750	\$129,900	\$355,000
45 SW Lincoln	157	77	\$68,400	\$199,900	\$3,800,000
46 SW Lincoln	3	2	\$185,000	\$282,000	\$379,000
47 SW Lincoln	3	9	\$245,000	\$396,900	\$696,000
80 SW Lancaster	13	9	\$139,000	\$369,500	\$695,000
81 Denton, NE	7	4	\$169,900	\$342,450	\$429,900
82 Hallam, NE	3	4	\$149,900	\$157,950	\$210,000
83 Sprague, NE	3	0			
180 SW out of Lancaster	100	70	\$24,900	\$104,450	\$499,950
<b>All Market Areas</b>	<b>3,460</b>	<b>1,542</b>	<b>\$2,500</b>	<b>\$133,450</b>	<b>\$3,800,000</b>

\*\* New Home Sales November 1, 2008 through October 31, 2009.

## Midlands MLS - Lincoln, NE

NEW HOMES: Listed For Sale - November 15, 2009\*

MLS Map Area	Total Number of Sales Last 12 months**	Total Number Listed For Sale as of 11/15/09	Lowest List Price For Sale	Median List Price For Sale	Highest List Price For Sale
11 NW Lincoln	15	16	\$129,950	\$153,943	\$182,850
12 NW Lincoln	9	5	\$127,900	\$139,900	\$149,900
13 NW Lincoln	0	1	\$159,950	\$159,950	\$159,950
14 NW Lincoln	34	29	\$110,300	\$139,400	\$249,950
15 NW Lincoln	7	10	\$215,000	\$337,000	\$549,500
16 NW Lincoln	23	28	\$144,700	\$179,950	\$345,000
50 NW Lancaster	0	2	\$242,500	\$251,225	\$259,950
51 NW Lancaster	0	0			
52 NW Lancaster	0	0			
53 NW Lancaster	0	0			
150 NW out of Lancaster	13	9	\$149,500	\$157,000	\$199,900
21 NE Lincoln	4	0			
22 NE Lincoln	0	2	\$124,900	\$142,000	\$159,500
23 NE Lincoln	0	0			
24 NE Lincoln	62	32	\$125,900	\$244,590	\$479,000
60 NE Lancaster	0	0			
61 Waverly, NE	18	1	\$245,000	\$245,000	\$245,000
160 NE out of Lancaster	3	4	\$129,900	\$191,068	\$199,000
31 SE Lincoln	0	1	\$525,000	\$525,000	\$525,000
32 SE Lincoln	1	1	\$129,900	\$129,900	\$129,900
33 SE Lincoln	52	31	\$129,700	\$259,800	\$369,999
34 SE Lincoln	1	4	\$164,900	\$164,900	\$288,900
35 SE Lincoln	46	36	\$134,900	\$262,400	\$639,000
36 SE Lincoln	41	22	\$173,950	\$215,675	\$484,900
37 SE Lincoln	12	5	\$124,900	\$154,900	\$1,398,000
70 SE Lancaster	4	1	\$215,145	\$215,145	\$215,145
71 Roca, NE	0	1	\$349,950	\$349,950	\$349,950
72 Hickman, NE	8	14	\$152,900	\$185,000	\$227,900
73 Firth, NE	0	0			
74 Panama, NE	0	0			
75 Bennet, NE	7	0			
170 SE out of Lancaster	4	11	\$179,900	\$218,480	\$289,900
41 SW Lincoln	13	9	\$125,900	\$150,000	\$214,900
42 SW Lincoln	1	0			
43 SW Lincoln	0	16	\$149,900	\$151,900	\$174,900
44 SW Lincoln	0	0			
45 SW Lincoln	48	9	\$149,950	\$291,500	\$799,900
46 SW Lincoln	4	0			
47 SW Lincoln	1	5	\$268,500	\$399,900	\$574,000
80 SW Lancaster	1	2	\$599,500	\$621,700	\$643,900
81 Denton, NE	0	0			
82 Hallam, NE	0	0			
83 Sprague, NE	0	0			
180 SW out of Lancaster	4	0			
<b>All Market Areas</b>	<b>436</b>	<b>307</b>	<b>\$110,300</b>	<b>\$185,000</b>	<b>\$1,398,000</b>

\* Includes new homes listed in all stages of construction. Excludes "model" homes.

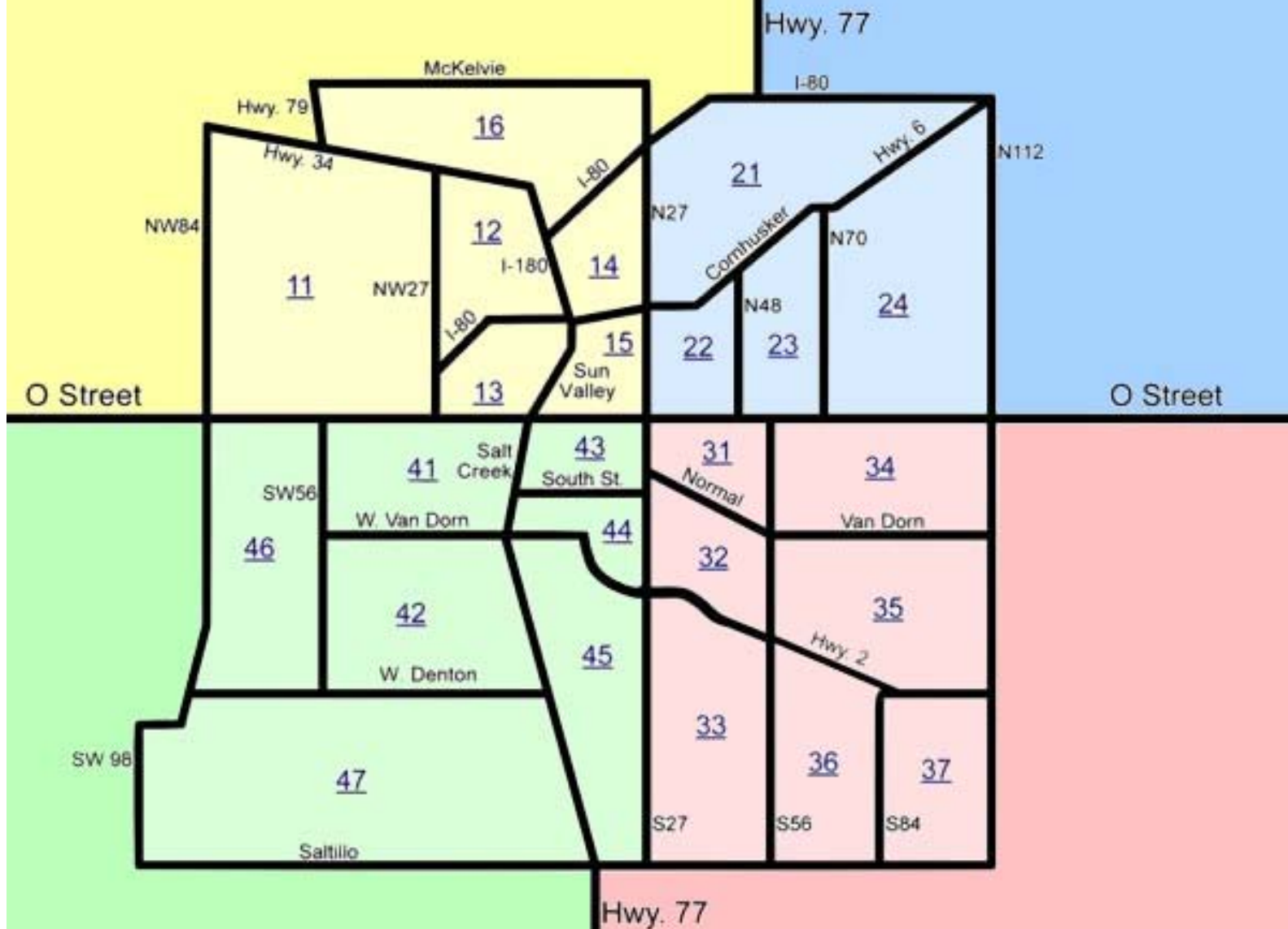
\*\* New Home Sales November 1, 2008 through October 31, 2009.

# Lincoln, Nebraska

## Midlands MLS - Area Map

50 - Rural Lancaster County  
51 - Malcolm  
52 - Raymond  
53 - Davey  
 150 - Outside of Lancaster Co.

60 - Rural Lancaster County  
61 - Waverly  
 160 - Outside of Lancaster Co.



80 - Rural Lancaster County  
81 - Denton  
82 - Hallam  
83 - Sprague  
 180 - Outside of Lancaster Co.

70 - Rural Lancaster County  
71 - Roca  
72 - Hickman  
73 - Firth  
74 - Panama  
75 - Bennet  
 170 - Outside of Lancaster Co.