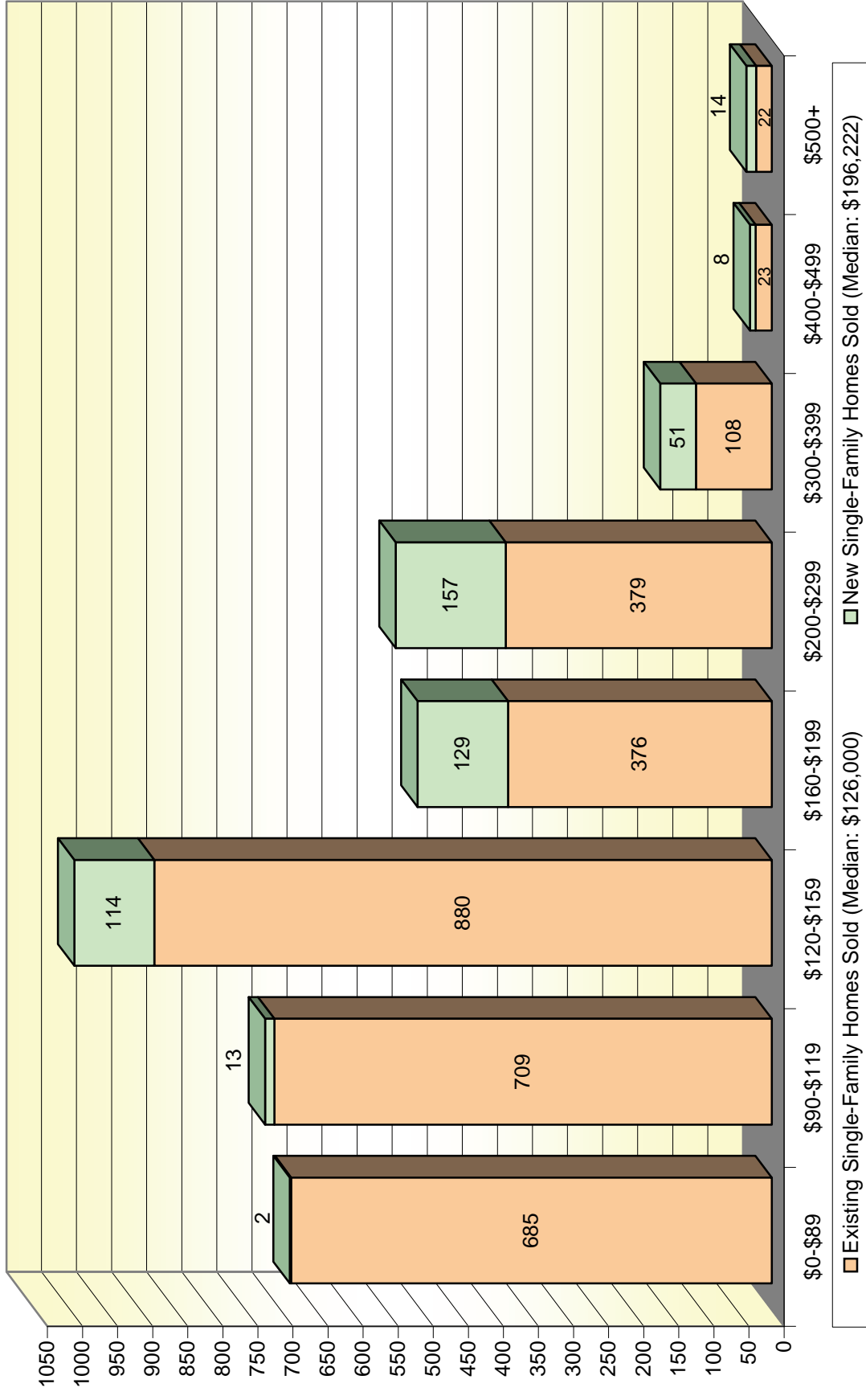
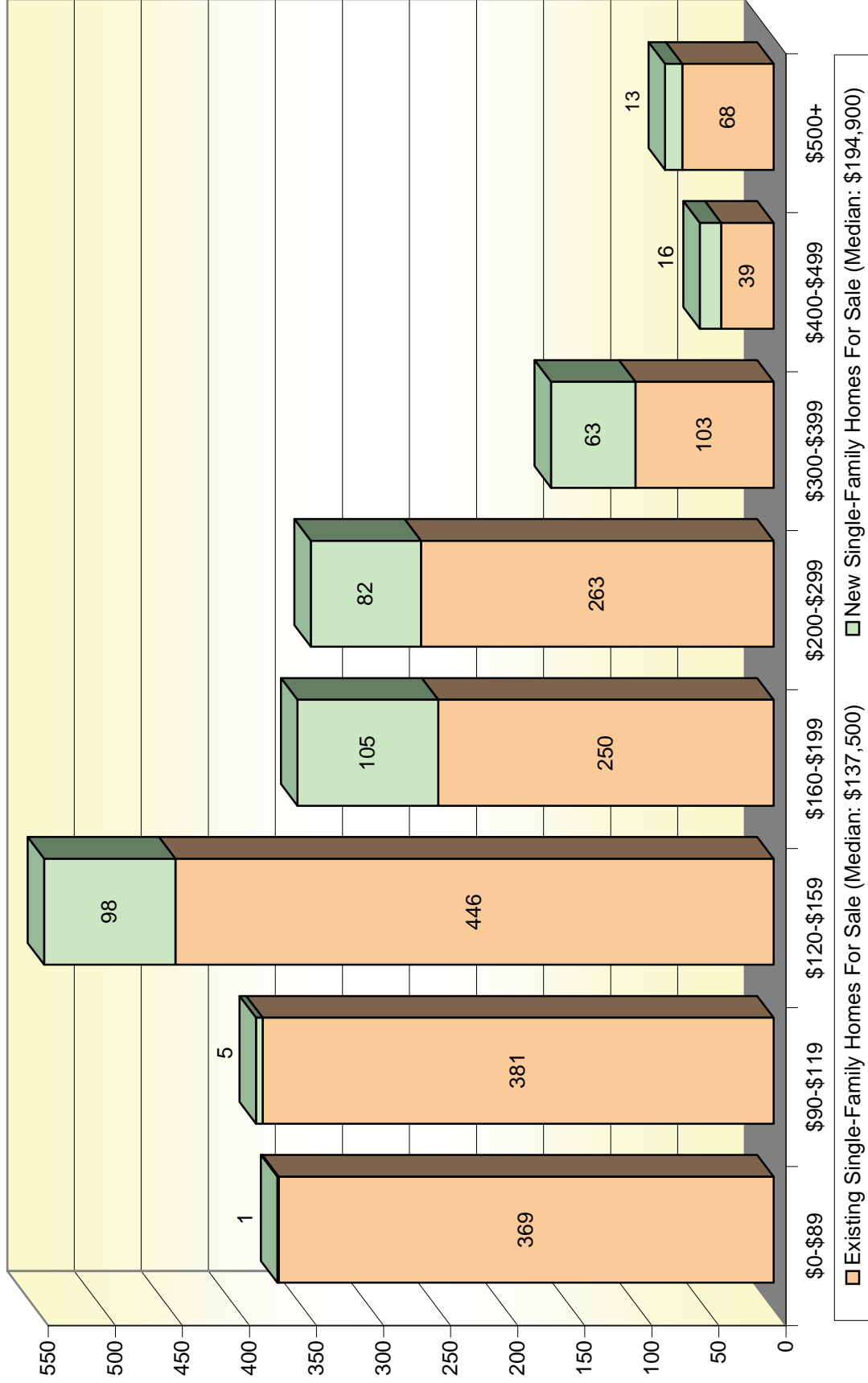


**Midlands MLS - Lincoln, NE**  
**Single-Family Homes Sold during Last 12 Months (11/01/07 - 10/31/08)**



**Midlands MLS - Lincoln, NE  
Single-Family Homes Listed For Sale as of 11-15-2008**



## Midlands MLS - Lincoln, NE

NEW HOMES: Listed For Sale - November 15, 2008\*

| MLS Map Area            | Total Number of Sales Last 12 months** | Total Number Listed For Sale as of 11/15/08 | Lowest List Price For Sale | Median List Price For Sale | Highest List Price For Sale |
|-------------------------|--|---|----------------------------|----------------------------|-----------------------------|
| 11 NW Lincoln           | 25                                     | 24  | \$138,950                  | \$167,500                  | \$200,000                   |
| 12 NW Lincoln           | 9                                      | 4   | \$144,900                  | \$152,450                  | \$174,000                   |
| 13 NW Lincoln           | 3                                      | 1   | \$159,950                  | \$159,950                  | \$159,950                   |
| 14 NW Lincoln           | 46                                     | 24  | \$92,950                   | \$145,200                  | \$227,900                   |
| 15 NW Lincoln           | 1                                      | 8   | \$257,000                  | \$406,000                  | \$439,000                   |
| 16 NW Lincoln           | 23                                     | 35  | \$136,700                  | \$174,900                  | \$599,000                   |
| 50 NW Lancaster         | 3                                      | 1   | \$279,500                  | \$279,500                  | \$279,500                   |
| 51 NW Lancaster         | 0                                      | 0   |                            |                            |                             |
| 52 NW Lancaster         | 1                                      | 0   |                            |                            |                             |
| 53 NW Lancaster         | 0                                      | 0   |                            |                            |                             |
| 150 NW out of Lancaster | 17                                     | 13  | \$143,950                  | \$167,900                  | \$260,000                   |
| 21 NE Lincoln           | 1                                      | 6   | \$133,900                  | \$154,350                  | \$186,993                   |
| 22 NE Lincoln           | 1                                      | 1   | \$129,900                  | \$129,900                  | \$129,900                   |
| 23 NE Lincoln           | 0                                      | 0   |                            |                            |                             |
| 24 NE Lincoln           | 69                                     | 40  | \$169,900                  | \$215,425                  | \$499,500                   |
| 60 NE Lancaster         | 1                                      | 0   |                            |                            |                             |
| 61 Waverly, NE          | 24                                     | 3   | \$219,900                  | \$230,000                  | \$265,000                   |
| 160 NE out of Lancaster | 6                                      | 6   | \$124,500                  | \$198,725                  | \$625,000                   |
| 31 SE Lincoln           | 1                                      | 0   |                            |                            |                             |
| 32 SE Lincoln           | 1                                      | 1   | \$298,500                  | \$298,500                  | \$298,500                   |
| 33 SE Lincoln           | 38                                     | 32  | \$127,200                  | \$244,925                  | \$349,950                   |
| 34 SE Lincoln           | 3                                      | 3   | \$161,900                  | \$163,900                  | \$289,900                   |
| 35 SE Lincoln           | 54                                     | 45  | \$153,400                  | \$289,900                  | \$679,000                   |
| 36 SE Lincoln           | 42                                     | 28  | \$169,950                  | \$202,925                  | \$394,950                   |
| 37 SE Lincoln           | 1                                      | 9   | \$300,000                  | \$388,700                  | \$1,335,000                 |
| 70 SE Lancaster         | 6                                      | 2   | \$227,000                  | \$363,450                  | \$499,900                   |
| 71 Roca, NE             | 2                                      | 3   | \$178,295                  | \$375,000                  | \$687,000                   |
| 72 Hickman, NE          | 21                                     | 11  | \$144,400                  | \$173,600                  | \$259,900                   |
| 73 Firth, NE            | 0                                      | 0   |                            |                            |                             |
| 74 Panama, NE           | 0                                      | 0   |                            |                            |                             |
| 75 Bennet, NE           | 4                                      | 5   | \$125,694                  | \$148,950                  | \$194,900                   |
| 170 SE out of Lancaster | 4                                      | 4   | \$174,900                  | \$224,900                  | \$319,900                   |
| 41 SW Lincoln           | 10                                     | 8   | \$135,000                  | \$173,800                  | \$224,900                   |
| 42 SW Lincoln           | 0                                      | 1   | \$199,999                  | \$199,999                  | \$199,999                   |
| 43 SW Lincoln           | 0                                      | 16  | \$154,900                  | \$154,900                  | \$174,900                   |
| 44 SW Lincoln           | 0                                      | 0   |                            |                            |                             |
| 45 SW Lincoln           | 66                                     | 33  | \$159,950                  | \$341,250                  | \$897,500                   |
| 46 SW Lincoln           | 1                                      | 8   | \$134,600                  | \$149,438                  | \$156,900                   |
| 47 SW Lincoln           | 2                                      | 3   | \$469,900                  | \$539,000                  | \$749,500                   |
| 80 SW Lancaster         | 1                                      | 1   | \$229,900                  | \$229,900                  | \$229,900                   |
| 81 Denton, NE           | 1                                      | 0   |                            |                            |                             |
| 82 Hallam, NE           | 0                                      | 0   |                            |                            |                             |
| 83 Sprague, NE          | 0                                      | 0   |                            |                            |                             |
| 180 SW out of Lancaster | 0                                      | 4   | \$61,500                   | \$169,950                  | \$215,000                   |
| <b>All Market Areas</b> | <b>488</b>                             | <b>383</b>                                  | <b>\$61,500</b>            | <b>\$194,900</b>           | <b>\$1,335,000</b>          |

\* Includes new homes listed in all stages of construction. Excludes "model" homes.

\*\* New Home Sales November 1, 2007 through October 31, 2008.

## Midlands MLS - Lincoln, NE

EXISTING HOMES: Listed For Sale - November 15, 2008

| MLS Map Area            | Total Number of Sales Last 12 months** | Total Number Listed For Sale as of 11/15/08 | Lowest List Price For Sale | Median List Price For Sale | Highest List Price For Sale |
|-------------------------|--|---|----------------------------|----------------------------|-----------------------------|
| 11 NW Lincoln           | 105                                    | 53  | \$69,900                   | \$114,000                  | \$189,500                   |
| 12 NW Lincoln           | 124                                    | 59  | \$56,000                   | \$138,500                  | \$235,000                   |
| 13 NW Lincoln           | 43                                     | 38  | \$66,000                   | \$127,400                  | \$799,000                   |
| 14 NW Lincoln           | 161                                    | 103   | \$29,500                   | \$134,900                  | \$299,000                   |
| 15 NW Lincoln           | 56                                     | 24  | \$44,900                   | \$76,944                   | \$625,000                   |
| 16 NW Lincoln           | 28                                     | 23  | \$139,900                  | \$199,900                  | \$319,900                   |
| 50 NW Lancaster         | 13                                     | 8   | \$199,000                  | \$307,400                  | \$649,950                   |
| 51 Malcolm, NE          | 7                                      | 6   | \$64,950                   | \$154,900                  | \$350,000                   |
| 52 Raymond, NE          | 8                                      | 1   | \$970,000                  | \$970,000                  | \$970,000                   |
| 53 Davey, NE            | 1                                      | 0   |                            |                            |                             |
| 150 NW out of Lancaster | 173                                    | 133   | \$18,900                   | \$102,900                  | \$525,000                   |
| 21 NE Lincoln           | 26                                     | 14  | \$75,000                   | \$178,500                  | \$212,500                   |
| 22 NE Lincoln           | 117                                    | 61  | \$28,500                   | \$84,900                   | \$198,000                   |
| 23 NE Lincoln           | 221                                    | 112   | \$44,900                   | \$98,875                   | \$215,000                   |
| 24 NE Lincoln           | 169                                    | 74  | \$79,900                   | \$139,400                  | \$415,000                   |
| 60 NE Lancaster         | 5                                      | 9   | \$135,400                  | \$198,500                  | \$439,000                   |
| 61 Waverly, NE          | 33                                     | 27  | \$60,000                   | \$139,900                  | \$489,900                   |
| 160 NE out of Lancaster | 82                                     | 100   | \$29,900                   | \$127,200                  | \$889,000                   |
| 31 SE Lincoln           | 182                                    | 103   | \$42,900                   | \$109,500                  | \$750,000                   |
| 32 SE Lincoln           | 217                                    | 102   | \$24,900                   | \$139,900                  | \$585,000                   |
| 33 SE Lincoln           | 212                                    | 103   | \$78,500                   | \$188,000                  | \$2,300,000                 |
| 34 SE Lincoln           | 178                                    | 88  | \$94,900                   | \$171,250                  | \$649,350                   |
| 35 SE Lincoln           | 241                                    | 153   | \$78,500                   | \$229,000                  | \$1,199,950                 |
| 36 SE Lincoln           | 30                                     | 23  | \$148,900                  | \$299,500                  | \$835,000                   |
| 37 SE Lincoln           | 4                                      | 3   | \$239,500                  | \$499,900                  | \$650,000                   |
| 70 SE Lancaster         | 22                                     | 15  | \$148,500                  | \$299,900                  | \$1,795,000                 |
| 71 Roca, NE             | 3                                      | 4   | \$154,900                  | \$458,950                  | \$635,000                   |
| 72 Hickman, NE          | 12                                     | 19  | \$75,000                   | \$224,900                  | \$689,000                   |
| 73 Firth, NE            | 11                                     | 13  | \$84,900                   | \$204,000                  | \$349,900                   |
| 74 Panama, NE           | 4                                      | 1   | \$76,900                   | \$76,900                   | \$76,900                    |
| 75 Bennet, NE           | 10                                     | 7   | \$72,000                   | \$143,900                  | \$689,000                   |
| 170 SE out of Lancaster | 60                                     | 24  | \$29,900                   | \$127,450                  | \$359,900                   |
| 41 SW Lincoln           | 120                                    | 45  | \$79,900                   | \$135,000                  | \$474,900                   |
| 42 SW Lincoln           | 10                                     | 12  | \$65,000                   | \$212,450                  | \$479,000                   |
| 43 SW Lincoln           | 113                                    | 85  | \$16,500                   | \$89,900                   | \$300,000                   |
| 44 SW Lincoln           | 121                                    | 55  | \$49,950                   | \$124,475                  | \$298,000                   |
| 45 SW Lincoln           | 144                                    | 89  | \$74,900                   | \$239,900                  | \$1,175,000                 |
| 46 SW Lincoln           | 3                                      | 3   | \$290,000                  | \$369,900                  | \$439,900                   |
| 47 SW Lincoln           | 10                                     | 13  | \$219,900                  | \$310,000                  | \$779,000                   |
| 80 SW Lancaster         | 13                                     | 12  | \$154,900                  | \$291,250                  | \$1,283,000                 |
| 81 Denton, NE           | 3                                      | 5   | \$55,900                   | \$120,000                  | \$149,900                   |
| 82 Hallam, NE           | 5                                      | 3   | \$119,900                  | \$126,900                  | \$179,000                   |
| 83 Sprague, NE          | 1                                      | 2   | \$95,000                   | \$101,750                  | \$108,500                   |
| 180 SW out of Lancaster | 81                                     | 92  | \$20,000                   | \$110,000                  | \$384,900                   |
| <b>All Market Areas</b> | <b>3,182</b>                           | <b>1,919</b>                                | <b>\$16,500</b>            | <b>\$137,500</b>           | <b>\$2,300,000</b>          |

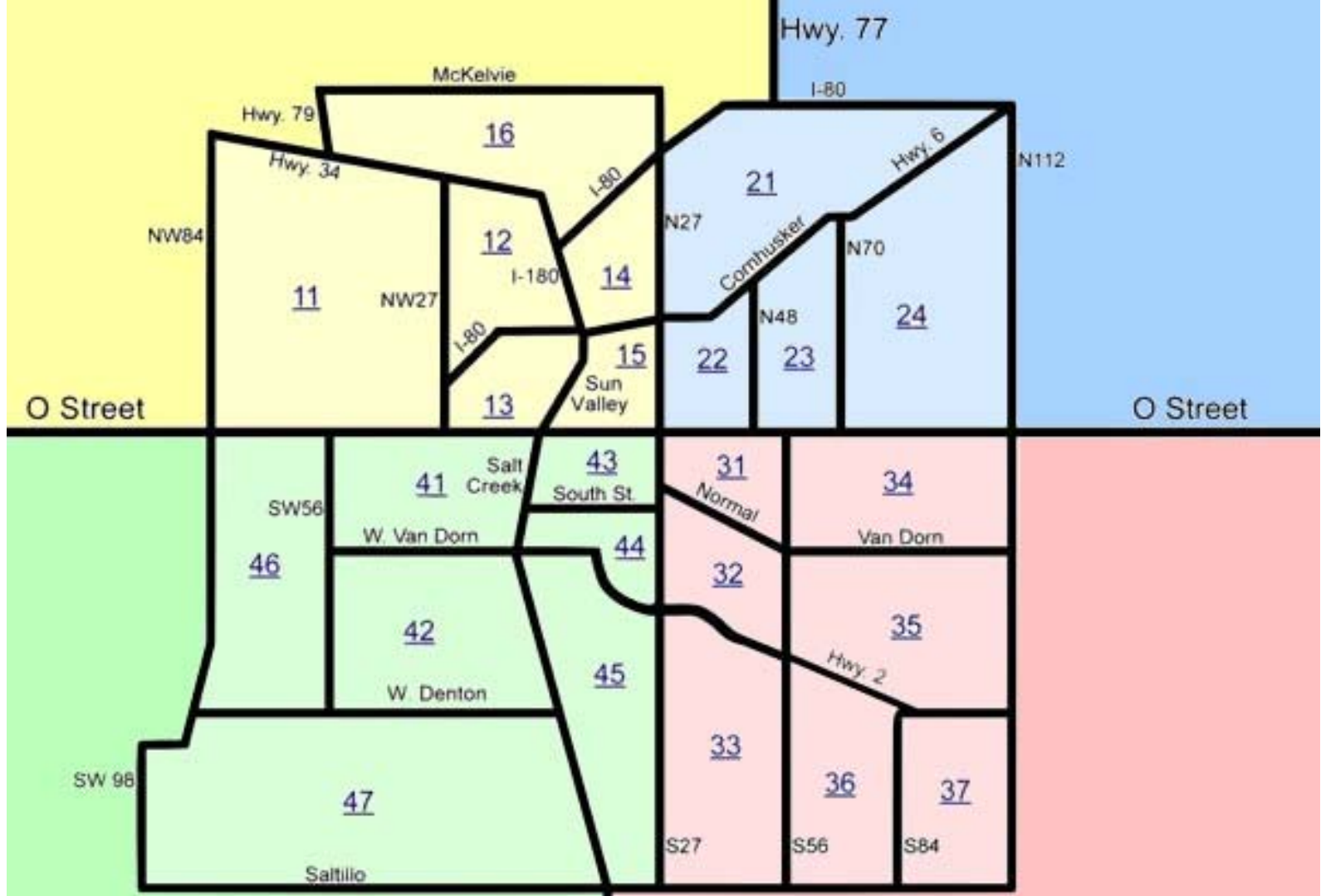
\*\* New Home Sales November 1, 2007 through October 31, 2008.

# Lincoln, Nebraska

## Midlands MLS - Area Map

- 50 - Rural Lancaster County
- 51 - Malcolm
- 52 - Raymond
- 53 - Davey
- 150 - Outside of Lancaster Co.

- 60 - Rural Lancaster County
- 61 - Waverly
- 160 - Outside of Lancaster Co.



- 80 - Rural Lancaster County
- 81 - Denton
- 82 - Hallam
- 83 - Sprague
- 180 - Outside of Lancaster Co.

- 70 - Rural Lancaster County
- 71 - Roca
- 72 - Hickman
- 73 - Firth
- 74 - Panama
- 75 - Bennet
- 170 - Outside of Lancaster Co.