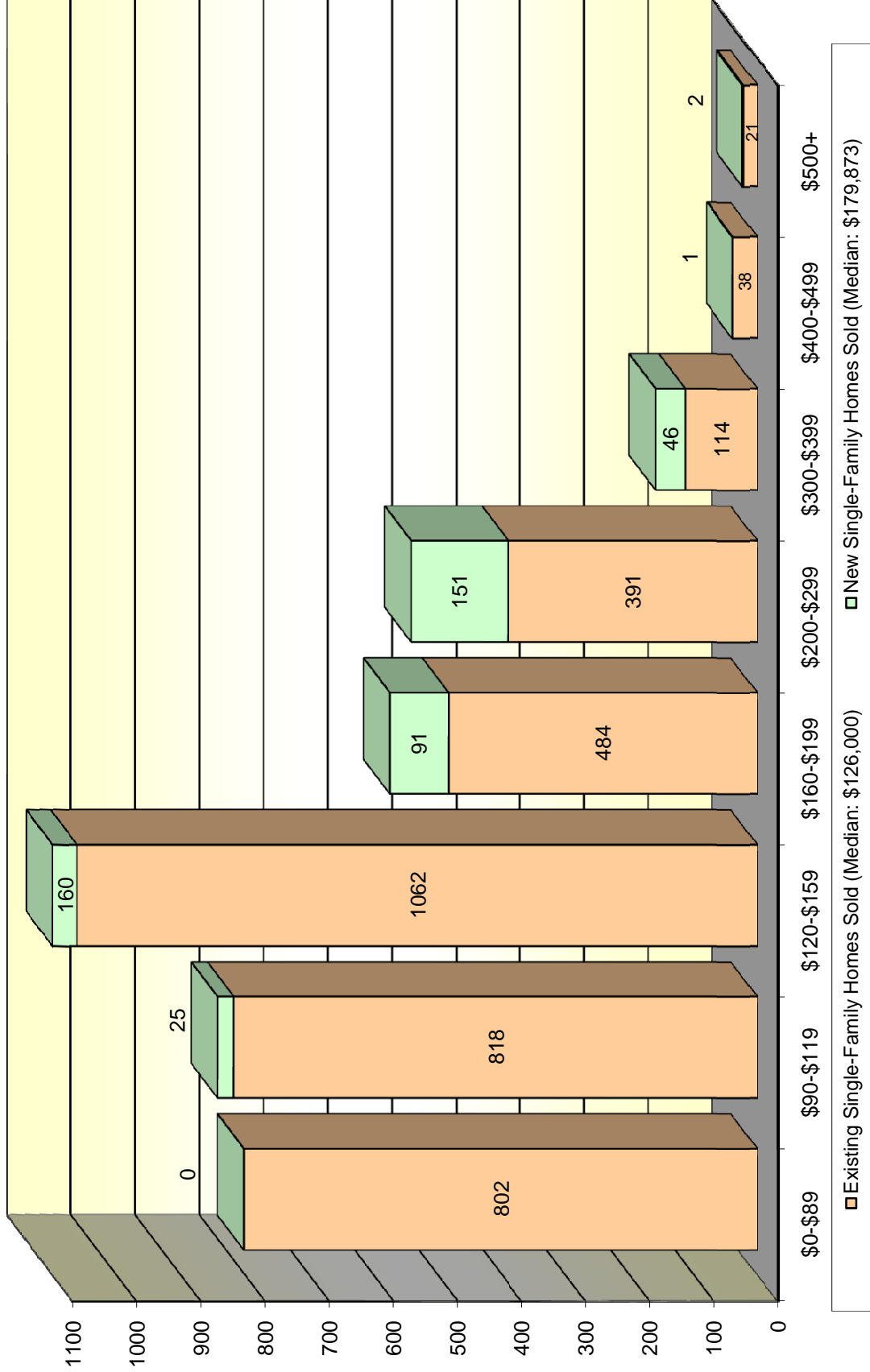
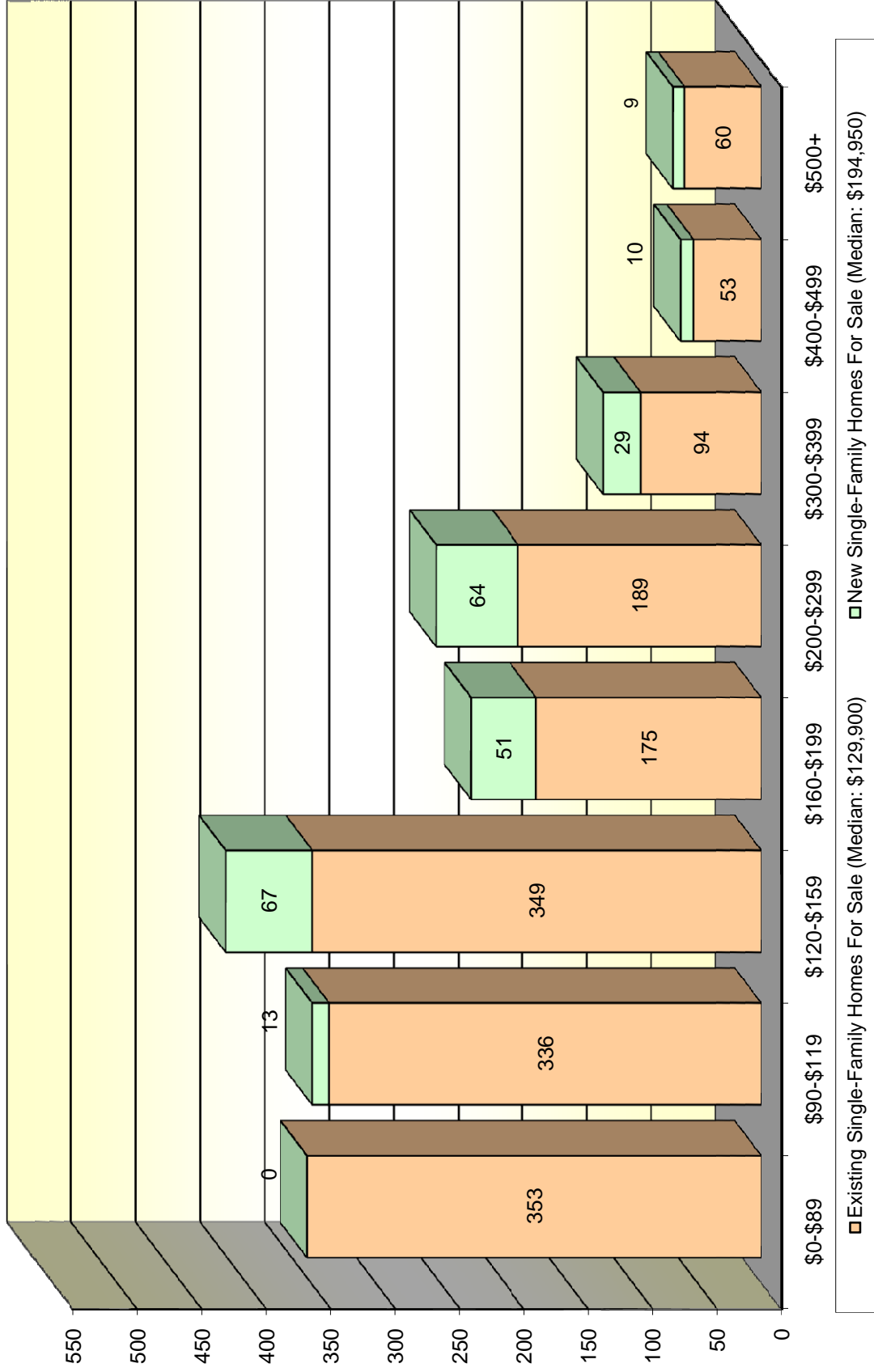


Midlands MLS - Lincoln, NE
Single-Family Homes Sold during Last 12 Months (05/01/09 - 04/30/10)



**Midlands MLS - Lincoln, NE
Single-Family Homes Listed For Sale as of 5-24-2010**



Midlands MLS - Lincoln, NE

EXISTING HOMES: Listed For Sale - May 24, 2010

MLS Map Area	Total Number of Sales Last 12 months**	Total Number Listed For Sale as of 5/24/10	Lowest List Price For Sale	Median List Price For Sale	Highest List Price For Sale
11 NW Lincoln	108	48	\$54,900	\$119,700	\$189,900
12 NW Lincoln	128	48	\$79,900	\$129,900	\$219,000
13 NW Lincoln	40	53	\$65,000	\$147,950	\$699,000
14 NW Lincoln	191	75	\$33,500	\$117,250	\$1,600,000
15 NW Lincoln	38	18	\$56,000	\$92,250	\$759,000
16 NW Lincoln	37	25	\$126,900	\$184,500	\$470,000
50 NW Lancaster	13	7	\$171,300	\$325,000	\$655,000
51 Malcolm, NE	10	5	\$45,400	\$124,900	\$210,000
52 Raymond, NE	3	2	\$99,900	\$324,950	\$550,000
53 Davey, NE	1	0			
150 NW out of Lancaster	176	124	\$22,500	\$116,500	\$1,485,000
21 NE Lincoln	26	12	\$80,000	\$181,400	\$244,900
22 NE Lincoln	130	72	\$29,700	\$89,250	\$158,900
23 NE Lincoln	245	115	\$29,900	\$104,000	\$176,000
24 NE Lincoln	187	52	\$48,000	\$133,900	\$399,000
60 NE Lancaster	4	7	\$139,900	\$195,000	\$479,500
61 Waverly, NE	47	21	\$69,000	\$164,950	\$239,900
160 NE out of Lancaster	134	72	\$24,900	\$134,000	\$869,000
31 SE Lincoln	221	75	\$40,000	\$109,500	\$549,000
32 SE Lincoln	251	74	\$45,000	\$139,475	\$774,900
33 SE Lincoln	258	65	\$82,500	\$209,000	\$1,925,000
34 SE Lincoln	211	63	\$108,000	\$172,000	\$995,000
35 SE Lincoln	298	98	\$52,000	\$248,700	\$1,190,000
36 SE Lincoln	35	28	\$155,900	\$272,400	\$835,000
37 SE Lincoln	10	3	\$85,000	\$180,000	\$778,000
70 SE Lancaster	22	13	\$147,900	\$399,500	\$719,000
71 Roca, NE	4	4	\$245,500	\$574,950	\$649,500
72 Hickman, NE	24	19	\$39,950	\$137,500	\$279,000
73 Firth, NE	9	5	\$81,900	\$89,900	\$194,000
74 Panama, NE	2	3	\$112,500	\$114,900	\$125,900
75 Bennet, NE	15	7	\$36,000	\$184,900	\$639,000
170 SE out of Lancaster	73	48	\$24,500	\$112,500	\$593,000
41 SW Lincoln	147	35	\$75,900	\$129,500	\$439,000
42 SW Lincoln	10	5	\$138,500	\$234,900	\$349,900
43 SW Lincoln	152	88	\$13,000	\$85,000	\$585,000
44 SW Lincoln	157	43	\$51,900	\$130,000	\$469,000
45 SW Lincoln	175	63	\$78,000	\$300,000	\$3,800,000
46 SW Lincoln	2	2	\$299,800	\$362,350	\$424,900
47 SW Lincoln	6	10	\$219,000	\$354,450	\$719,000
80 SW Lancaster	12	12	\$89,900	\$287,425	\$576,000
81 Denton, NE	7	4	\$42,000	\$201,250	\$269,900
82 Hallam, NE	4	3	\$127,000	\$180,000	\$199,995
83 Sprague, NE	4	0			
180 SW out of Lancaster	103	83	\$27,500	\$107,500	\$650,000
All Market Areas	3,730	1,609	\$13,000	\$129,900	\$3,800,000

** Existing Home Sales May 1, 2009 through April 30, 2010.

Midlands MLS - Lincoln, NE

NEW HOMES: Listed For Sale - May 24, 2010*

MLS Map Area	Total Number of Sales Last 12 months**	Total Number Listed For Sale as of 5/24/10	Lowest List Price For Sale	Median List Price For Sale	Highest List Price For Sale
11 NW Lincoln	14	10	\$135,000	\$156,450	\$185,000
12 NW Lincoln	11	3	\$135,900	\$135,900	\$135,900
13 NW Lincoln	0	1	\$110,000	\$110,000	\$110,000
14 NW Lincoln	36	18	\$105,900	\$124,250	\$164,900
15 NW Lincoln	10	11	\$215,000	\$325,000	\$499,500
16 NW Lincoln	28	10	\$127,200	\$206,450	\$345,000
50 NW Lancaster	1	1	\$389,750	\$389,750	\$389,750
51 NW Lancaster	0	0			
52 NW Lancaster	0	0			
53 NW Lancaster	0	0			
150 NW out of Lancaster	16	11	\$139,900	\$179,698	\$236,000
21 NE Lincoln	1	1	\$124,900	\$124,900	\$124,900
22 NE Lincoln	1	0			
23 NE Lincoln	0	0			
24 NE Lincoln	77	26	\$125,900	\$188,806	\$449,900
60 NE Lancaster	0	0			
61 Waverly, NE	21	1	\$164,900	\$164,900	\$164,900
160 NE out of Lancaster	3	3	\$129,900	\$187,900	\$192,235
31 SE Lincoln	1	1	\$525,000	\$525,000	\$525,000
32 SE Lincoln	1	2	\$119,850	\$122,375	\$124,900
33 SE Lincoln	63	30	\$116,900	\$219,950	\$369,999
34 SE Lincoln	3	5	\$125,000	\$164,900	\$279,900
35 SE Lincoln	58	27	\$153,400	\$289,900	\$599,500
36 SE Lincoln	37	21	\$159,900	\$208,800	\$484,900
37 SE Lincoln	18	9	\$127,900	\$127,900	\$1,398,000
70 SE Lancaster	3	3	\$398,750	\$439,900	\$596,335
71 Roca, NE	0	4	\$109,900	\$217,450	\$349,950
72 Hickman, NE	11	18	\$145,900	\$192,000	\$279,000
73 Firth, NE	0	0			
74 Panama, NE	0	0			
75 Bennet, NE	3	2	\$174,000	\$185,000	\$197,000
170 SE out of Lancaster	3	1	\$269,000	\$269,000	\$269,000
41 SW Lincoln	11	8	\$125,900	\$164,950	\$215,000
42 SW Lincoln	0	0			
43 SW Lincoln	0	2	\$149,900	\$162,400	\$174,900
44 SW Lincoln	0	0			
45 SW Lincoln	38	6	\$158,900	\$225,200	\$819,000
46 SW Lincoln	1	0			
47 SW Lincoln	3	5	\$274,900	\$399,900	\$574,000
80 SW Lancaster	1	1	\$643,900	\$643,900	\$643,900
81 Denton, NE	0	0			
82 Hallam, NE	0	0			
83 Sprague, NE	0	0			
180 SW out of Lancaster	2	1	\$215,000	\$215,000	\$215,000
All Market Areas	476	243	\$105,900	\$194,950	\$1,398,000

* Includes new homes listed in all stages of construction. Excludes "model" homes.

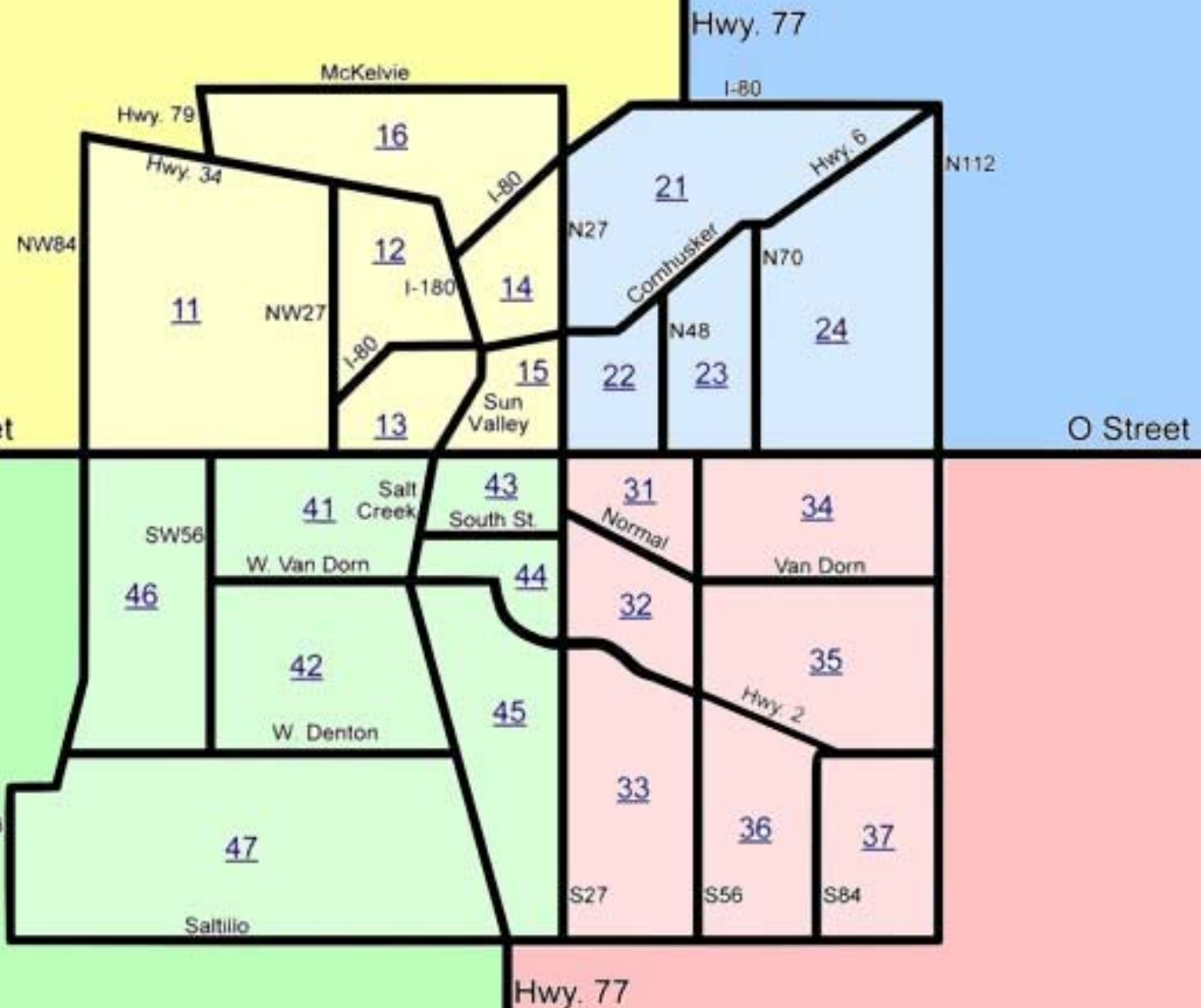
** New Home Sales May 1, 2009 through April 30, 2010.

Lincoln, Nebraska

Midlands MLS - Area Map

50 - Rural Lancaster County
51 - Malcolm
52 - Raymond
53 - Davey
 150 - Outside of Lancaster Co.

60 - Rural Lancaster County
61 - Waverly
 160 - Outside of Lancaster Co.



80 - Rural Lancaster County
81 - Denton
82 - Hallam
83 - Sprague
 180 - Outside of Lancaster Co.

70 - Rural Lancaster County
71 - Roca
72 - Hickman
73 - Firth
74 - Panama
75 - Bennet
 170 - Outside of Lancaster Co.