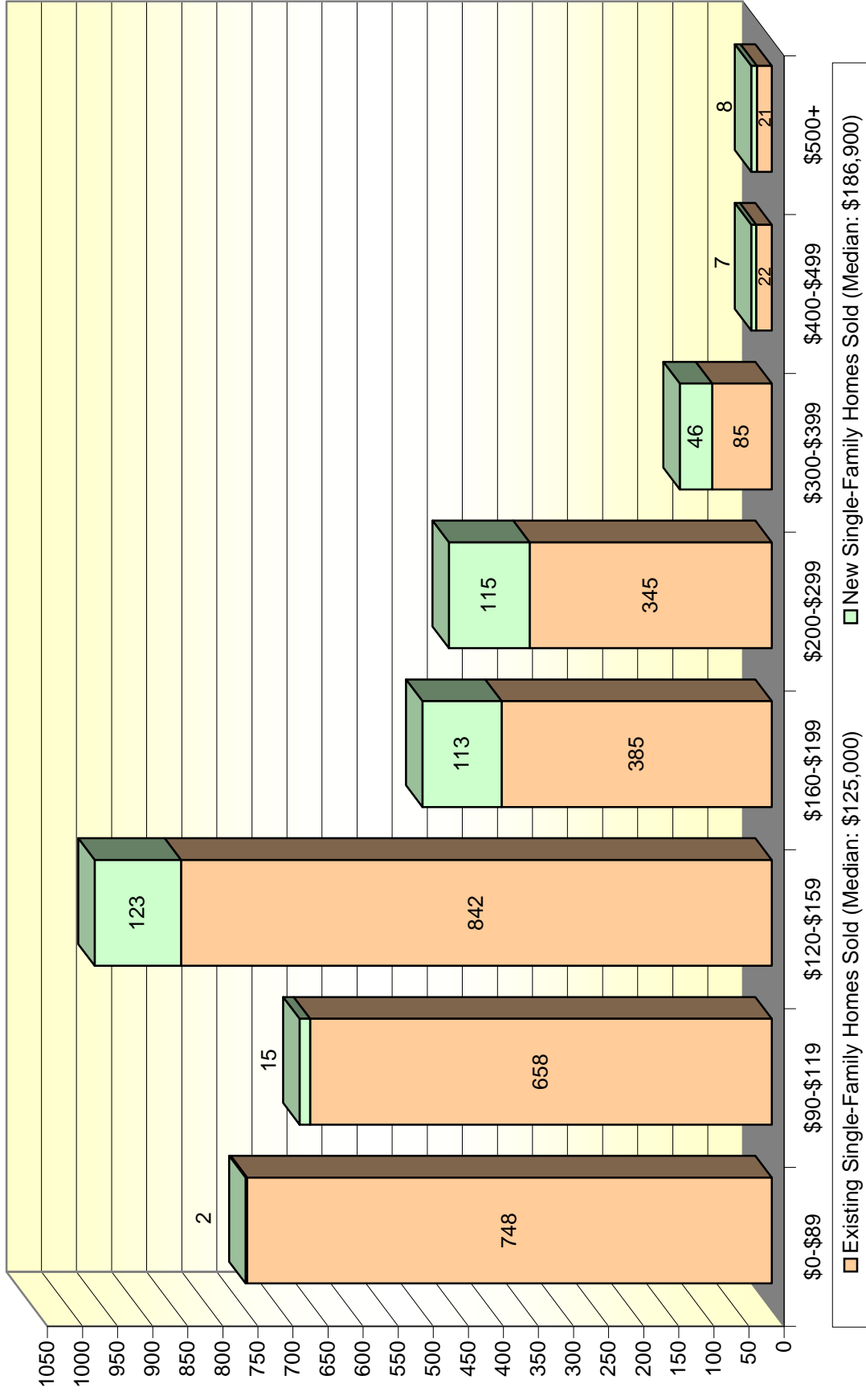
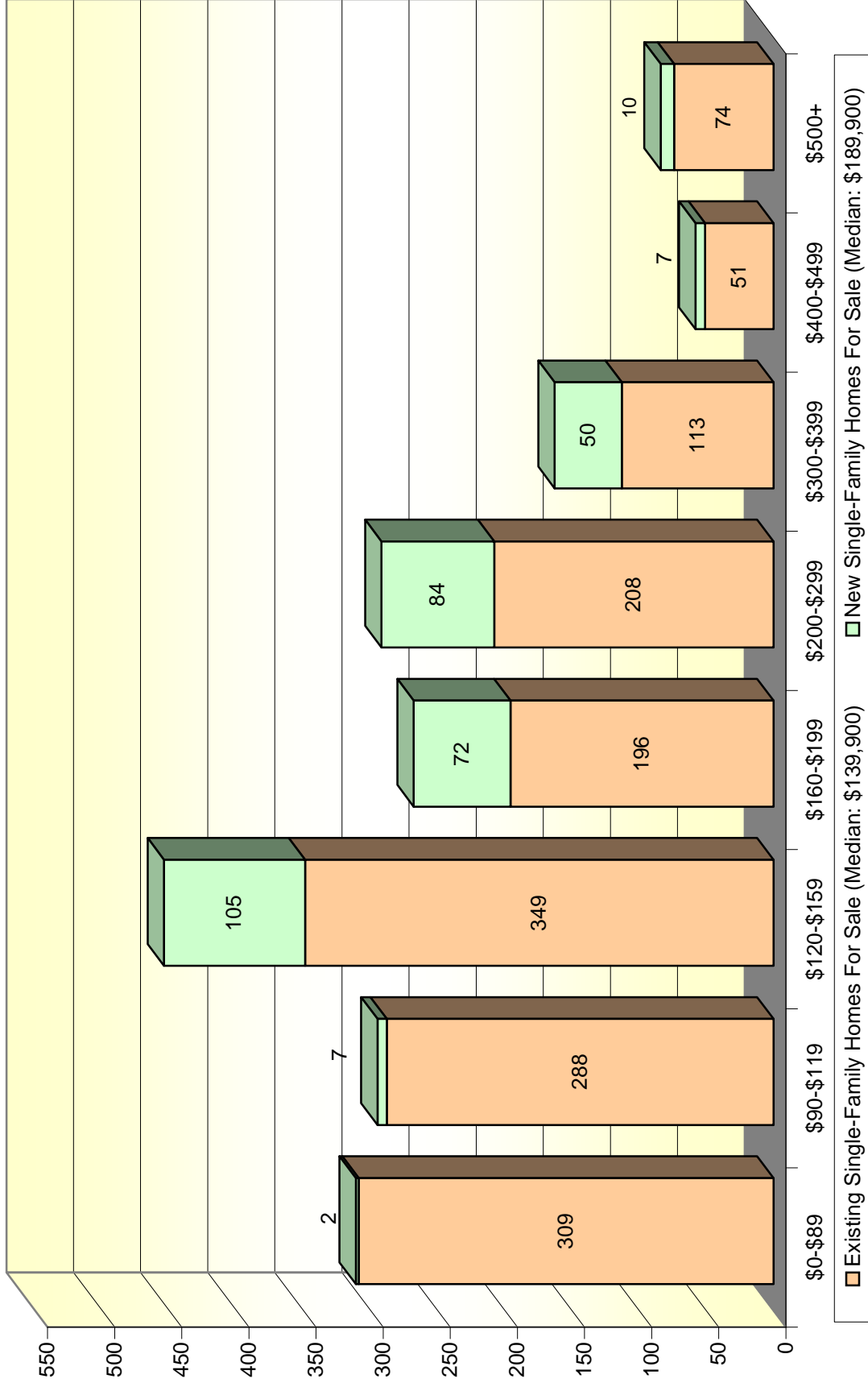


Midlands MLS - Lincoln, NE
Single-Family Homes Sold during Last 12 Months (05/01/08 - 04/30/09)



**Midlands MLS - Lincoln, NE
Single-Family Homes Listed For Sale as of 5-18-2009**



Midlands MLS - Lincoln, NE

EXISTING HOMES: Listed For Sale - May 18, 2009

MLS Map Area	Total Number of Sales Last 12 months**	Total Number Listed For Sale as of 5/18/09	Lowest List Price For Sale	Median List Price For Sale	Highest List Price For Sale
11 NW Lincoln	110	33	\$83,900	\$129,900	\$199,000
12 NW Lincoln	118	44	\$5,500	\$127,900	\$225,000
13 NW Lincoln	40	35	\$49,900	\$132,500	\$795,000
14 NW Lincoln	155	77	\$29,500	\$119,900	\$229,950
15 NW Lincoln	60	19	\$29,950	\$77,800	\$179,000
16 NW Lincoln	23	30	\$127,900	\$186,450	\$379,000
50 NW Lancaster	14	7	\$210,000	\$329,900	\$489,000
51 Malcolm, NE	4	6	\$59,950	\$146,950	\$279,500
52 Raymond, NE	4	3	\$69,900	\$186,500	\$599,900
53 Davey, NE	0	0			
150 NW out of Lancaster	169	122	\$15,500	\$124,950	\$750,000
21 NE Lincoln	20	18	\$6,525	\$161,500	\$269,900
22 NE Lincoln	108	63	\$29,950	\$77,500	\$169,900
23 NE Lincoln	222	78	\$39,900	\$97,750	\$197,500
24 NE Lincoln	162	50	\$55,000	\$133,750	\$449,000
60 NE Lancaster	5	3	\$134,900	\$214,000	\$263,000
61 Waverly, NE	31	23	\$60,000	\$149,500	\$299,000
160 NE out of Lancaster	105	91	\$14,000	\$129,900	\$649,900
31 SE Lincoln	180	52	\$42,900	\$111,450	\$599,000
32 SE Lincoln	228	88	\$44,000	\$133,250	\$1,350,000
33 SE Lincoln	207	82	\$104,900	\$238,700	\$1,925,000
34 SE Lincoln	179	75	\$89,900	\$159,900	\$998,000
35 SE Lincoln	235	135	\$83,950	\$254,000	\$975,000
36 SE Lincoln	29	26	\$167,000	\$311,950	\$835,000
37 SE Lincoln	4	3	\$85,000	\$315,000	\$349,500
70 SE Lancaster	20	12	\$102,900	\$307,500	\$1,550,000
71 Roca, NE	4	2	\$399,500	\$594,250	\$789,000
72 Hickman, NE	17	13	\$79,900	\$154,900	\$400,000
73 Firth, NE	8	8	\$79,950	\$157,450	\$273,000
74 Panama, NE	4	2	\$62,500	\$88,700	\$114,900
75 Bennet, NE	8	6	\$97,500	\$186,950	\$689,000
170 SE out of Lancaster	46	29	\$21,000	\$189,000	\$425,000
41 SW Lincoln	122	33	\$20,000	\$134,900	\$237,500
42 SW Lincoln	14	5	\$88,450	\$193,900	\$459,000
43 SW Lincoln	102	74	\$22,900	\$89,200	\$299,900
44 SW Lincoln	103	48	\$22,900	\$146,900	\$445,000
45 SW Lincoln	125	86	\$89,000	\$294,950	\$1,200,000
46 SW Lincoln	4	2	\$349,950	\$374,495	\$399,000
47 SW Lincoln	4	10	\$199,900	\$394,700	\$779,000
80 SW Lancaster	9	8	\$145,000	\$407,450	\$749,900
81 Denton, NE	4	4	\$89,950	\$224,500	\$365,000
82 Hallam, NE	2	3	\$99,900	\$21,000	\$218,000
83 Sprague, NE	1	1	\$87,000	\$87,000	\$87,000
180 SW out of Lancaster	97	79	\$15,000	\$98,000	\$525,000
All Market Areas	3,106	1,588	\$5,500	\$139,900	\$1,925,000

** New Home Sales May 1, 2008 through April 30, 2009.

Midlands MLS - Lincoln, NE

NEW HOMES: Listed For Sale - May 18, 2009*

MLS Map Area	Total Number of Sales Last 12 months**	Total Number Listed For Sale as of 5/18/09	Lowest List Price For Sale	Median List Price For Sale	Highest List Price For Sale
11 NW Lincoln	23	9	\$149,000	\$159,950	\$189,900
12 NW Lincoln	10	4	\$134,900	\$141,950	\$168,000
13 NW Lincoln	2	0			
14 NW Lincoln	49	32	\$105,900	\$138,900	\$234,950
15 NW Lincoln	0	5	\$170,000	\$215,000	\$272,500
16 NW Lincoln	16	34	\$136,700	\$163,460	\$599,000
50 NW Lancaster	1	2	\$242,500	\$251,225	\$259,950
51 NW Lancaster	0	0			
52 NW Lancaster	0	0			
53 NW Lancaster	0	0			
150 NW out of Lancaster	14	10	\$109,950	\$159,750	\$224,900
21 NE Lincoln	4	1	\$133,900	\$133,900	\$133,900
22 NE Lincoln	1	1	\$129,000	\$129,900	\$129,900
23 NE Lincoln	0	0			
24 NE Lincoln	51	40	\$79,900	\$237,965	\$499,500
60 NE Lancaster	0	0			
61 Waverly, NE	18	4	\$119,900	\$214,950	\$260,000
160 NE out of Lancaster	6	2	\$199,950	\$342,475	\$485,000
31 SE Lincoln	1	0			
32 SE Lincoln	0	1	\$295,000	\$295,000	\$295,000
33 SE Lincoln	38	31	\$116,900	\$188,950	\$369,950
34 SE Lincoln	2	3	\$162,900	\$289,900	\$350,000
35 SE Lincoln	39	47	\$155,900	\$299,900	\$985,000
36 SE Lincoln	41	28	\$169,900	\$221,450	\$484,900
37 SE Lincoln	4	6	\$139,900	\$379,775	\$1,335,000
70 SE Lancaster	4	3	\$174,900	\$227,000	\$539,000
71 Roca, NE	1	2	\$375,000	\$536,000	\$697,000
72 Hickman, NE	17	12	\$144,400	\$175,375	\$254,800
73 Firth, NE	0	0			
74 Panama, NE	0	1	\$79,900	\$79,900	\$79,900
75 Bennet, NE	7	2	\$144,900	\$154,700	\$164,500
170 SE out of Lancaster	4	13	\$156,950	\$219,900	\$319,900
41 SW Lincoln	11	11	\$134,600	\$149,975	\$214,900
42 SW Lincoln	1	0			
43 SW Lincoln	0	16	\$154,900	\$154,900	\$174,900
44 SW Lincoln	0	0			
45 SW Lincoln	58	9	\$159,950	\$345,000	\$897,500
46 SW Lincoln	3	0			
47 SW Lincoln	1	4	\$359,900	\$424,700	\$735,000
80 SW Lancaster	0	1	\$649,000	\$649,000	\$649,000
81 Denton, NE	0	0			
82 Hallam, NE	0	0			
83 Sprague, NE	0	0			
180 SW out of Lancaster	2	3	\$199,900	\$210,000	\$215,000
All Market Areas	506	337	\$79,900	\$189,900	\$1,335,000

* Includes new homes listed in all stages of construction. Excludes "model" homes.

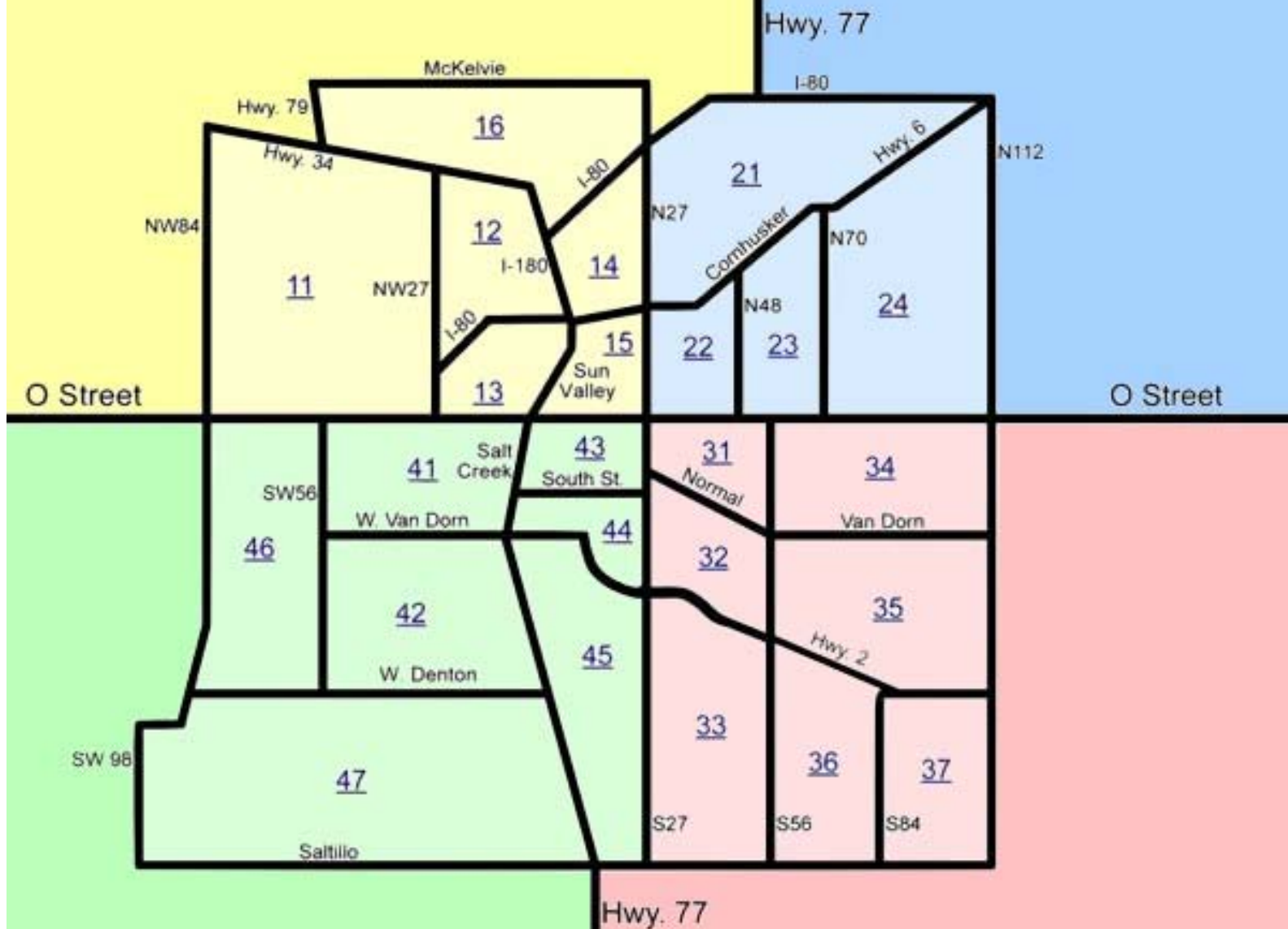
** New Home Sales May 1, 2008 through April 30, 2009.

Lincoln, Nebraska

Midlands MLS - Area Map

50 - Rural Lancaster County
51 - Malcolm
52 - Raymond
53 - Davey
 150 - Outside of Lancaster Co.

60 - Rural Lancaster County
61 - Waverly
 160 - Outside of Lancaster Co.



80 - Rural Lancaster County
81 - Denton
82 - Hallam
83 - Sprague
 180 - Outside of Lancaster Co.

70 - Rural Lancaster County
71 - Roca
72 - Hickman
73 - Firth
74 - Panama
75 - Bennet
 170 - Outside of Lancaster Co.