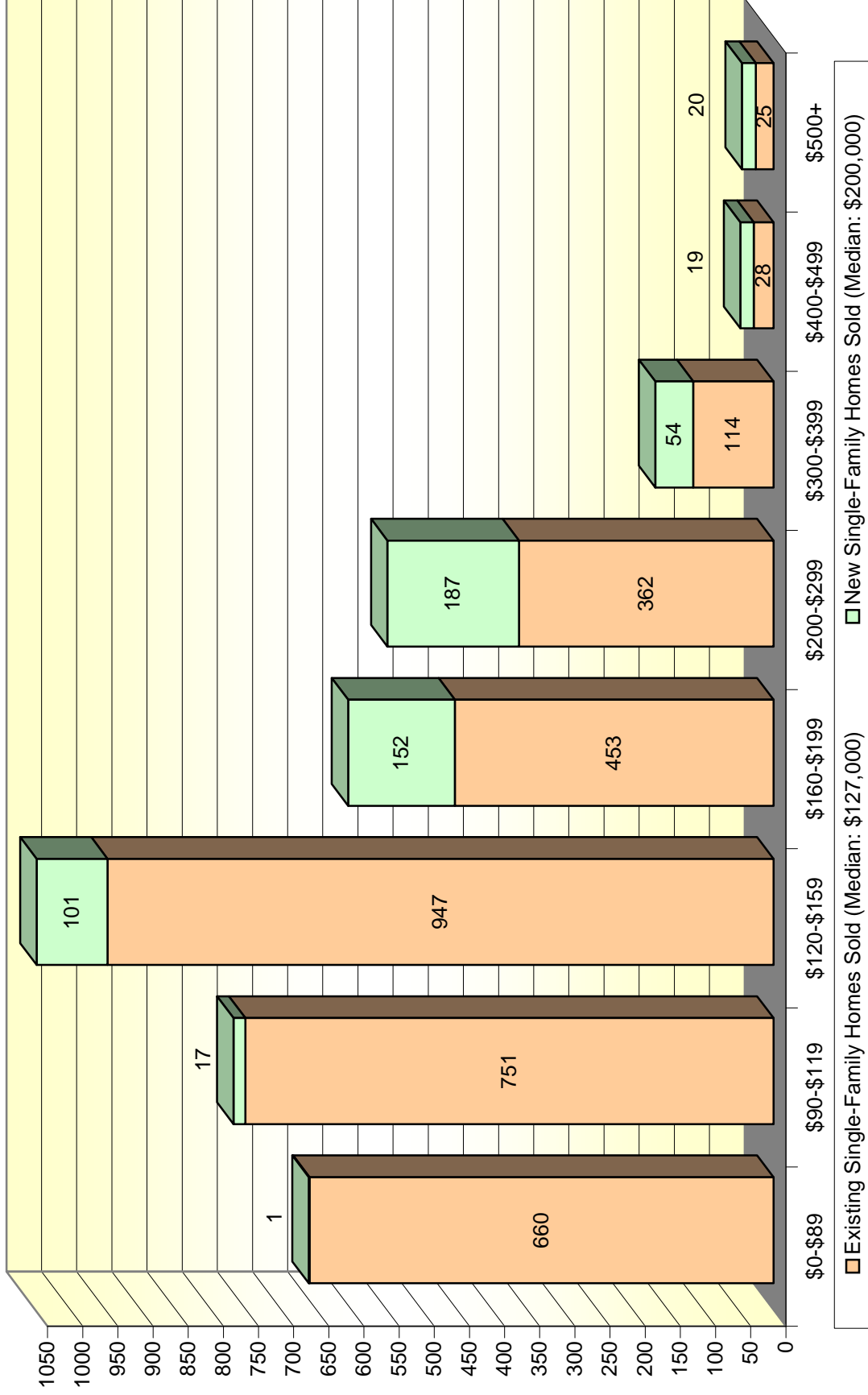
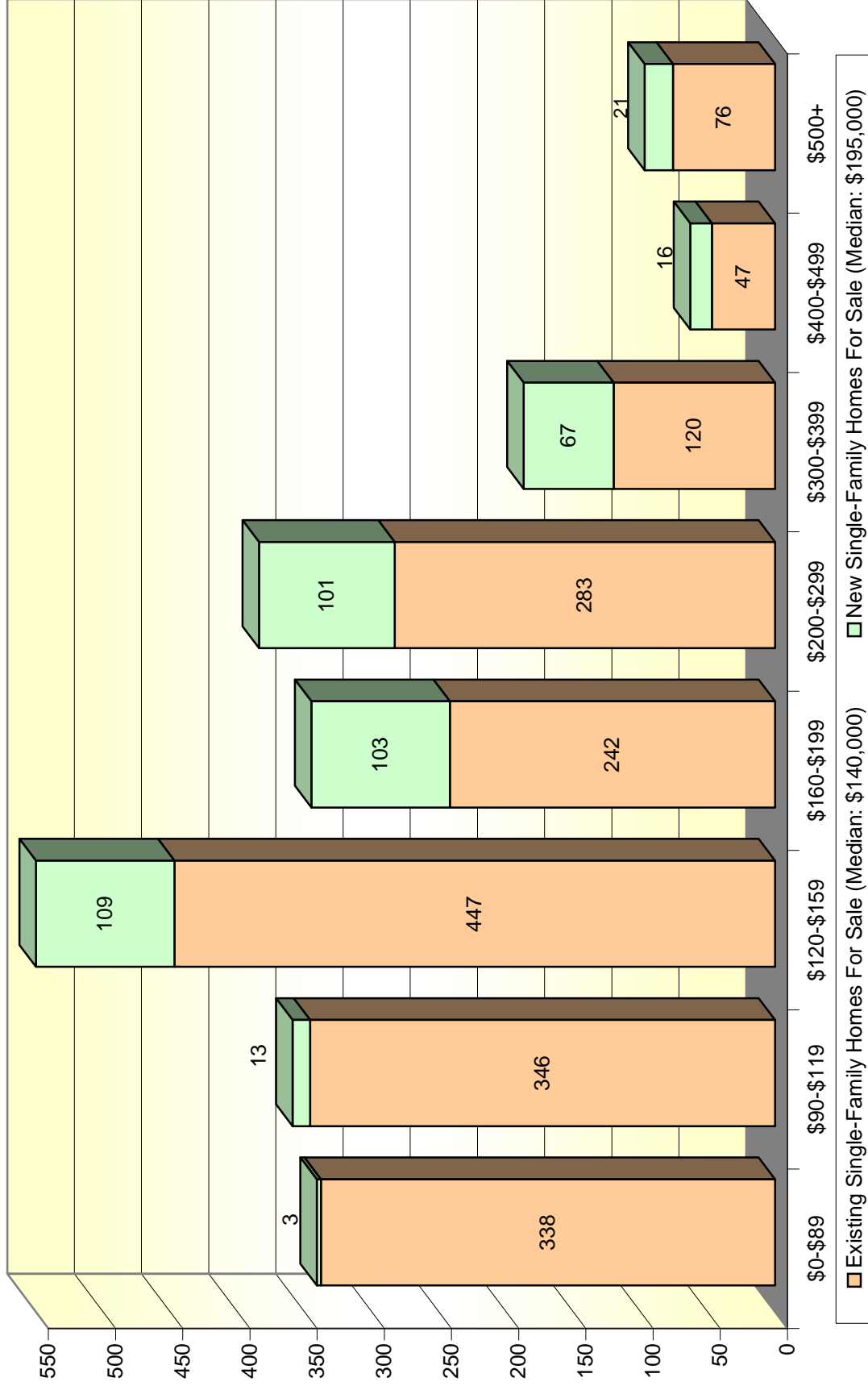


Midlands MLS - Lincoln, NE
Single-Family Homes Sold during Last 12 Months (5/01/07 - 4/30/08)



**Midlands MLS - Lincoln, NE
Single-Family Homes Listed For Sale as of 5-15-2008**



Midlands MLS - Lincoln, NE

EXISTING HOMES: Listed For Sale - May 15, 2008

MLS Map Area	Total Number of Sales Last 12 months**	Total Number Listed For Sale as of 5/15/08	Lowest List Price For Sale	Median List Price For Sale	Highest List Price For Sale
11 NW Lincoln	109	57	\$69,000	\$119,750	\$210,000
12 NW Lincoln	113	76	\$84,500	\$136,200	\$299,950
13 NW Lincoln	53	50	\$55,000	\$140,000	\$995,000
14 NW Lincoln	174	77	\$59,500	\$134,950	\$264,900
15 NW Lincoln	55	27	\$39,000	\$79,800	\$625,000
16 NW Lincoln	29	20	\$149,750	\$207,700	\$395,000
50 NW Lancaster	11	14	\$210,900	\$311,950	\$799,000
51 Malcolm, NE	7	2	\$199,900	\$264,900	\$329,900
52 Raymond, NE	6	5	\$77,500	\$194,900	\$425,000
53 Davey, NE	4	2	\$229,500	\$297,250	\$365,000
150 NW out of Lancaster	177	121	\$16,200	\$114,900	\$480,000
21 NE Lincoln	32	10	\$89,000	\$169,750	\$238,900
22 NE Lincoln	120	66	\$29,900	\$83,000	\$725,000
23 NE Lincoln	240	101	\$39,000	\$104,900	\$175,000
24 NE Lincoln	167	74	\$49,900	\$139,513	\$429,000
60 NE Lancaster	5	6	\$136,400	\$302,250	\$543,900
61 Waverly, NE	14	14	\$83,500	\$147,450	\$339,900
160 NE out of Lancaster	87	90	\$29,900	\$127,450	\$795,000
31 SE Lincoln	186	103	\$39,200	\$110,000	\$459,000
32 SE Lincoln	225	122	\$45,000	\$139,000	\$650,000
33 SE Lincoln	247	91	\$94,500	\$194,900	\$695,000
34 SE Lincoln	183	97	\$69,900	\$164,500	\$595,000
35 SE Lincoln	265	148	\$62,000	\$254,000	\$1,295,950
36 SE Lincoln	25	24	\$150,500	\$236,250	\$895,000
37 SE Lincoln	3	4	\$244,000	\$534,000	\$679,000
70 SE Lancaster	20	19	\$115,000	\$147,450	\$339,900
71 Roca, NE	5	1	\$569,000	\$569,000	\$569,000
72 Hickman, NE	16	17	\$84,500	\$224,900	\$995,000
73 Firth, NE	10	10	\$94,000	\$179,750	\$298,750
74 Panama, NE	3	1	\$70,485	\$70,485	\$70,485
75 Bennet, NE	9	6	\$98,500	\$204,900	\$850,000
170 SE out of Lancaster	58	41	\$22,227	\$139,990	\$359,900
41 SW Lincoln	125	70	\$53,900	\$150,900	\$424,900
42 SW Lincoln	4	9	\$139,000	\$295,000	\$519,900
43 SW Lincoln	131	91	\$23,500	\$87,900	\$875,000
44 SW Lincoln	134	57	\$54,900	\$139,900	\$499,000
45 SW Lincoln	163	87	\$85,000	\$269,900	\$1,349,000
46 SW Lincoln	4	4	\$258,500	\$356,900	\$409,000
47 SW Lincoln	7	5	\$306,000	\$454,000	\$565,000
80 SW Lancaster	13	12	\$219,500	\$347,000	\$850,000
81 Denton, NE	3	6	\$57,900	\$325,000	\$398,500
82 Hallam, NE	5	2	\$175,000	\$177,250	\$179,500
83 Sprague, NE	4	1	\$112,900	\$112,900	\$112,900
180 SW out of Lancaster	68	59	\$20,000	\$130,000	\$895,000
All Market Areas	3,340	1,899	\$16,200	\$139,990	\$1,895,000

** Existing Home Sales May 1, 2007 through April 30, 2008.

Midlands MLS - Lincoln, NE

NEW HOMES: Listed For Sale - May 15, 2008*

MLS Map Area	Total Number of Sales Last 12 months**	Total Number Listed For Sale as of 5/15/08	Lowest List Price For Sale	Median List Price For Sale	Highest List Price For Sale
11 NW Lincoln	23	17	\$137,950	\$172,500	\$225,000
12 NW Lincoln	10	4	\$157,900	\$169,000	\$194,860
13 NW Lincoln	6	4	\$139,000	\$154,950	\$174,500
14 NW Lincoln	46	53	\$94,500	\$132,750	\$229,900
15 NW Lincoln	3	0			
16 NW Lincoln	27	37	\$85,000	\$174,900	\$629,000
50 NW Lancaster	2	0			
51 NW Lancaster	0	0			
52 NW Lancaster	1	0			
53 NW Lancaster	0	0			
150 NW out of Lancaster	18	8	\$139,900	\$187,000	\$249,900
21 NE Lincoln	1	5	\$133,900	\$174,800	\$190,082
22 NE Lincoln	0	2	\$129,900	\$154,700	\$179,500
23 NE Lincoln	1	0			
24 NE Lincoln	62	29	\$169,900	\$207,778	\$299,000
60 NE Lancaster	2	1	\$349,000	\$349,000	\$349,000
61 Waverly, NE	21	4	\$149,900	\$193,900	\$230,000
160 NE out of Lancaster	6	4	\$189,950	\$288,400	\$725,000
31 SE Lincoln	0	1	\$85,950	\$85,950	\$85,950
32 SE Lincoln	2	1	\$219,000	\$219,000	\$219,000
33 SE Lincoln	33	41	\$134,200	\$185,850	\$334,950
34 SE Lincoln	5	3	\$161,900	\$163,900	\$289,900
35 SE Lincoln	81	62	\$153,400	\$299,900	\$998,900
36 SE Lincoln	61	46	\$169,900	\$218,950	\$625,000
37 SE Lincoln	1	7	\$300,000	\$430,000	\$1,335,000
70 SE Lancaster	4	2	\$235,000	\$367,000	\$499,000
71 Roca, NE	2	1	\$548,000	\$548,000	\$548,000
72 Hickman, NE	16	14	\$109,900	\$166,250	\$259,900
73 Firth, NE	0	3	\$184,500	\$232,000	\$249,900
74 Panama, NE	1	0			
75 Bennet, NE	4	3	\$144,900	\$192,000	\$204,000
170 SE out of Lancaster	6	4	\$174,900	\$249,450	\$324,900
41 SW Lincoln	19	7	\$135,000	\$149,900	\$190,000
42 SW Lincoln	1	0			
43 SW Lincoln	1	0			
44 SW Lincoln	0	0			
45 SW Lincoln	77	51	\$158,950	\$316,000	\$798,000
46 SW Lincoln	1	13	\$134,600	\$148,700	\$374,800
47 SW Lincoln	3	4	\$475,000	\$553,800	\$749,500
80 SW Lancaster	1	0			
81 Denton, NE	0	0			
82 Hallam, NE	1	0			
83 Sprague, NE	0	0			
180 SW out of Lancaster	2	2	\$65,000	\$162,000	\$259,000
All Market Areas	551	433	\$65,000	\$195,000	\$1,335,000

* Includes new homes listed in all stages of construction. Excludes "model" homes.

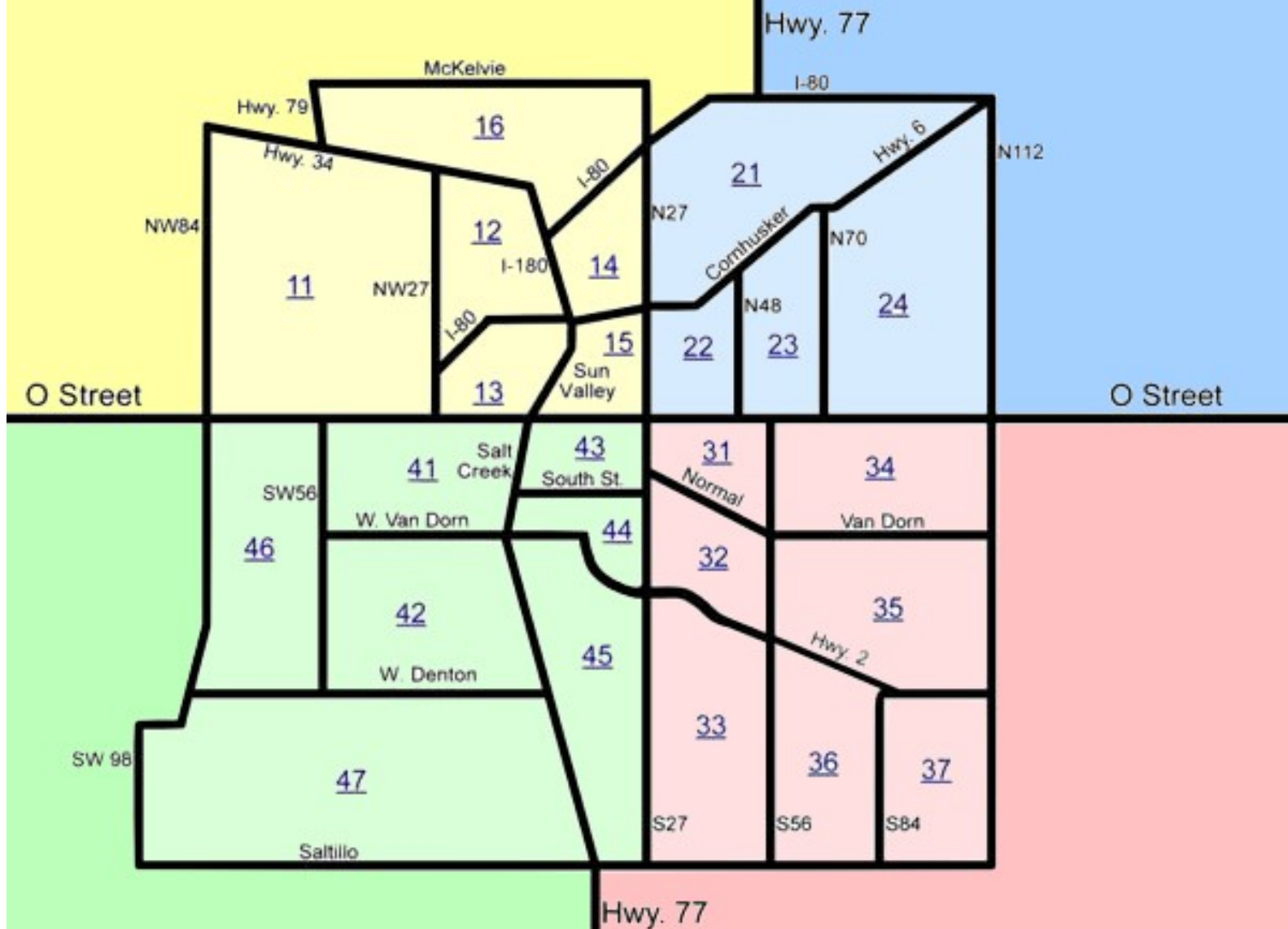
** New Home Sales May 1, 2007 through April 30, 2008.

Lincoln, Nebraska

Midlands MLS - Area Map

50 - Rural Lancaster County
51 - Malcolm
52 - Raymond
53 - Davey
 150 - Outside of Lancaster Co.

60 - Rural Lancaster County
61 - Waverly
 160 - Outside of Lancaster Co.



80 - Rural Lancaster County
81 - Denton
82 - Hallam
83 - Sprague
 180 - Outside of Lancaster Co.

70 - Rural Lancaster County
71 - Roca
72 - Hickman
73 - Firth
74 - Panama
75 - Bennet
 170 - Outside of Lancaster Co.