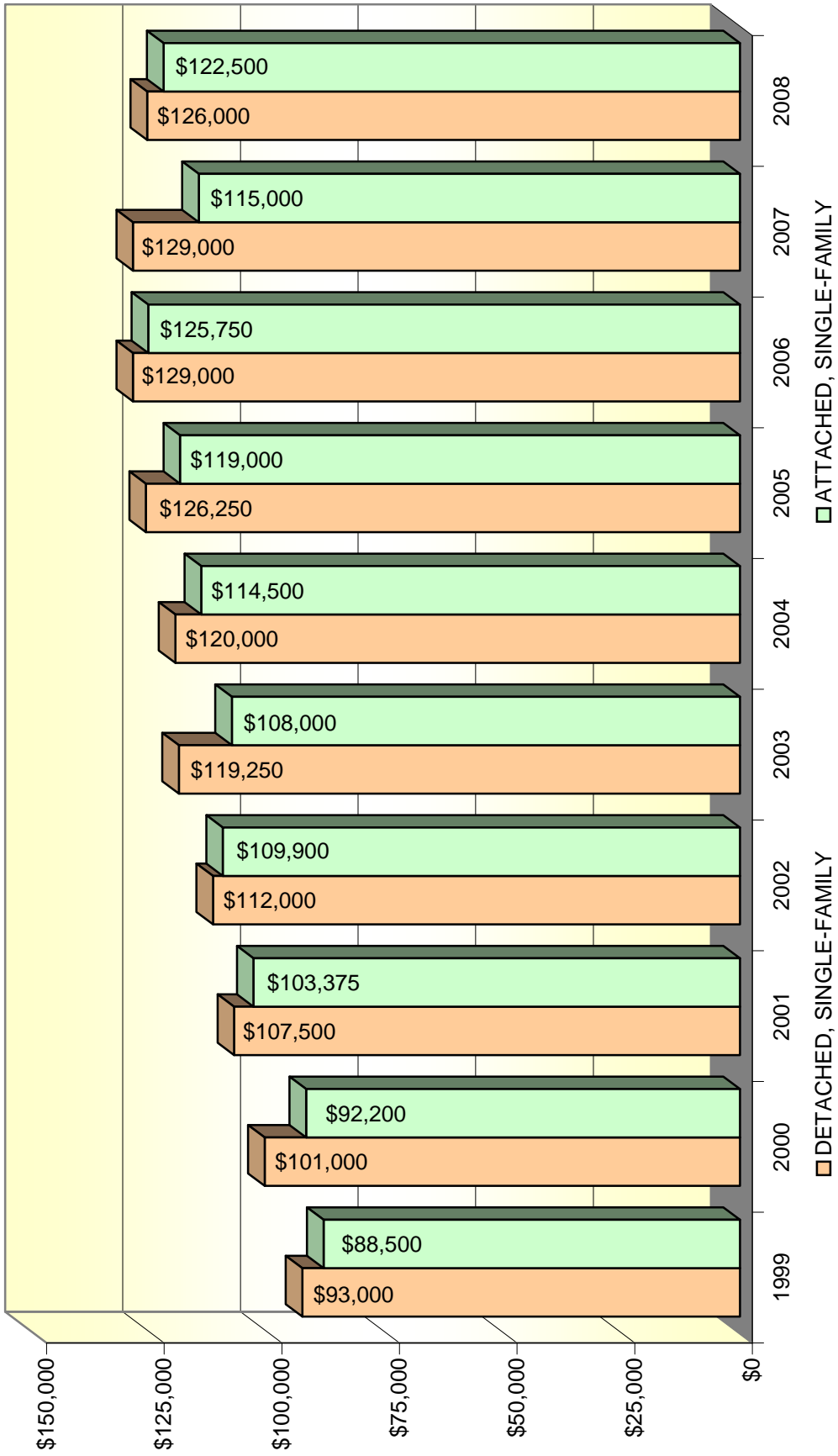
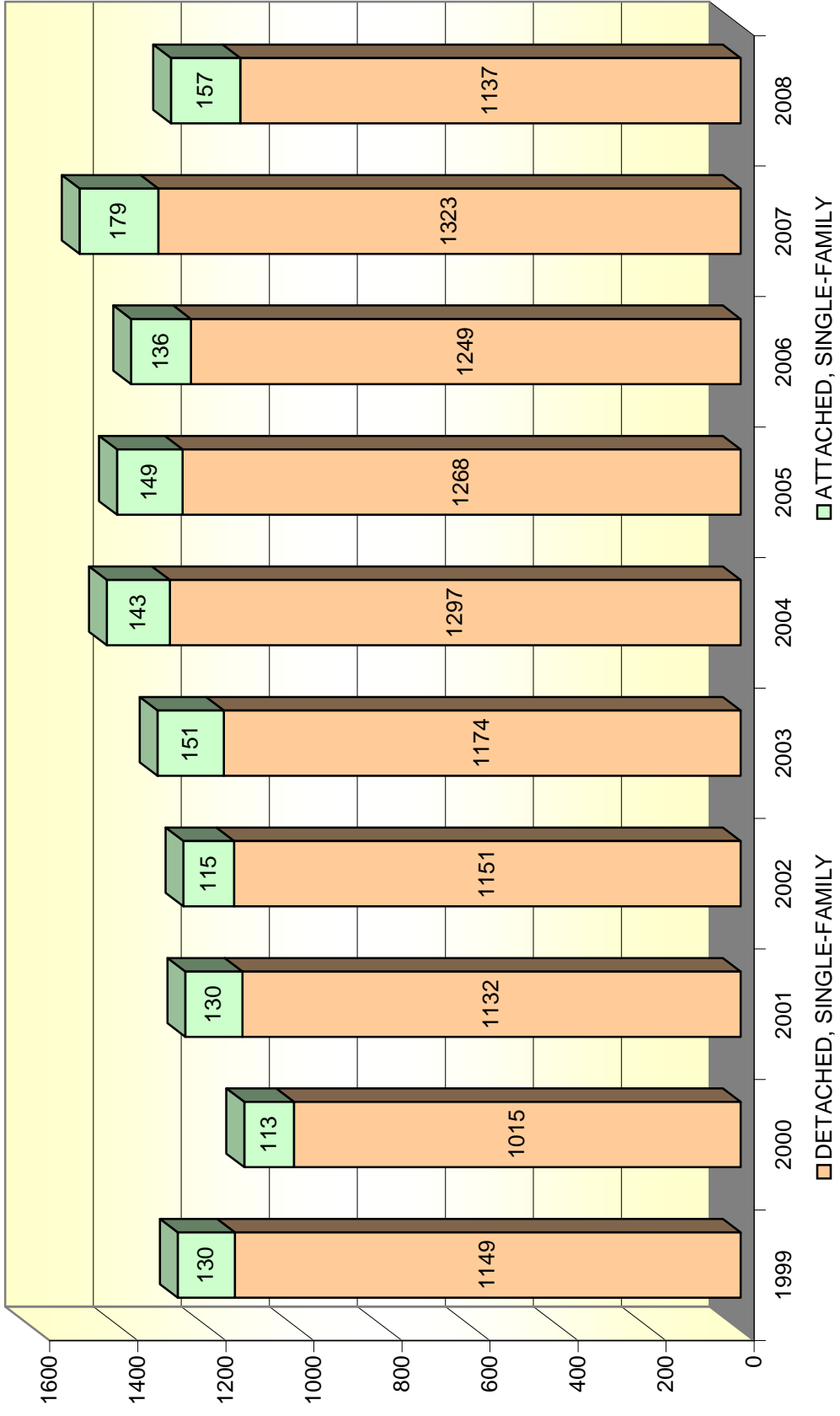


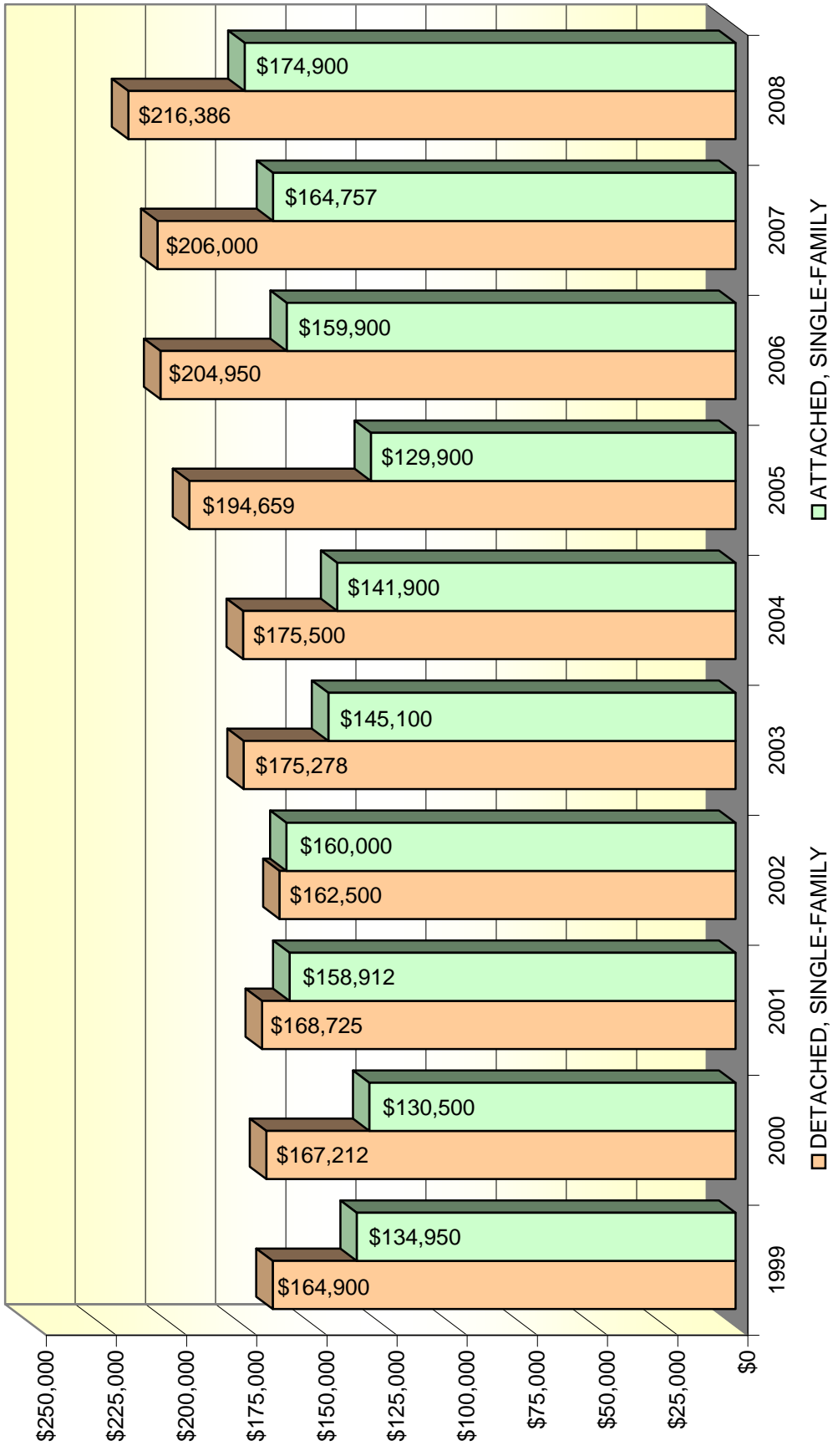
Midlands MLS - Lincoln, Nebraska
 JUNE 30 YTD: MEDIAN PRICE OF EXISTING HOME SALES
 MLS Areas 11-47



Midlands MLS - Lincoln, Nebraska
 JUNE 30 YTD: NUMBER OF EXISTING HOME SALES
 MLS Areas 11-47



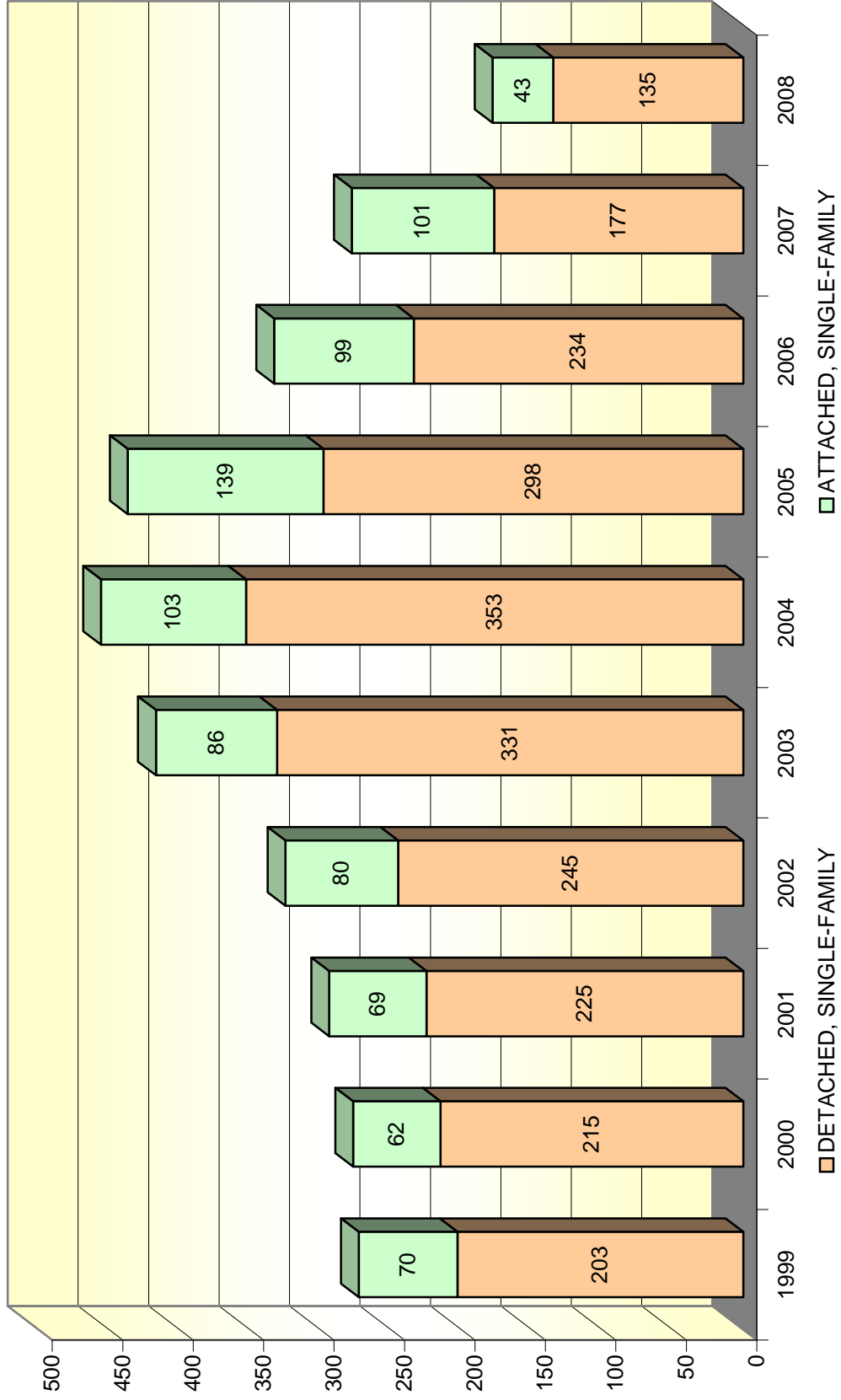
Midlands MLS - Lincoln, Nebraska
 JUNE 30 YTD: MEDIAN PRICE OF NEW HOME SALES
 MLS Areas 11-47



Midlands MLS - Lincoln, Nebraska

JUNE 30 YTD: NUMBER OF NEW HOME SALES

MLS Areas 11-47



BUILDING PERMITS

CITY OF LINCOLN - JUNE 30

	2002			2003			2004			2005			2006			2007			2008		
	SFD	SFT	MFD	SFD	SFT	MFD	SFD	SFT	MFD	SFD	SFT	MFD	SFD	SFT	MFD	SFD	SFT	MFD	SFD	SFT	MFD
JANUARY	69	14	81	98	8	4	74	8	5	54	21	0	72	14	0	40	8	4	35	19	6
FEBRUARY	108	9	6	103	33	2	73	9	24	66	10	4	58	20	2	35	4	12	22	0	4
MARCH	93	23	2	136	24	90	137	18	20	92	11	4	82	17	16	59	40	112	41	28	2
Q1	270	46	89	337	65	96	284	35	49	212	42	8	212	51	18	134	52	128	98	47	12
APRIL	102	22	14	145	26	4	124	22	0	80	16	4	91	16	60	61	70	66	50	2	2
MAY	106	34	160	186	98	102	113	33	100	88	12	4	83	20	16	65	39	0	59	15	4
JUNE	113	12	10	183	27	2	107	52	4	96	37	20	93	15	68	67	17	64	39	17	10
Q2	321	68	184	514	151	108	344	107	104	264	65	28	267	51	144	193	126	130	148	34	16
YTD	591	114	273	851	216	204	628	142	153	476	107	36	479	102	162	327	178	258	246	81	28
		705		1067			770			583			581			505			327		

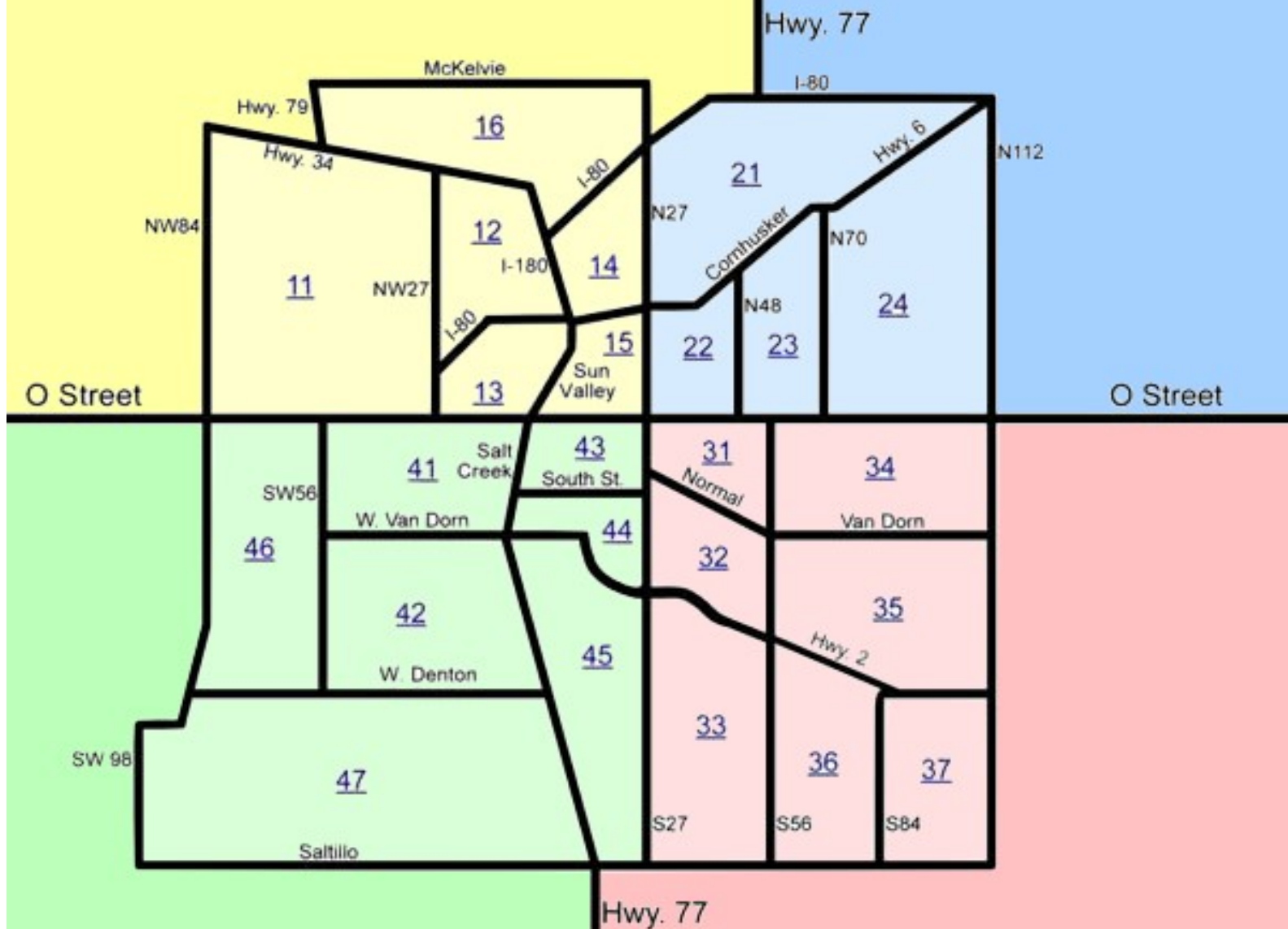
SFD = single-family detached SFT = single-family townhouses MFD = multi-family including duplexes

Lincoln, Nebraska

Midlands MLS - Area Map

50 - Rural Lancaster County
51 - Malcolm
52 - Raymond
53 - Davey
 150 - Outside of Lancaster Co.

60 - Rural Lancaster County
61 - Waverly
 160 - Outside of Lancaster Co.



80 - Rural Lancaster County
81 - Denton
82 - Hallam
83 - Sprague
 180 - Outside of Lancaster Co.

70 - Rural Lancaster County
71 - Roca
72 - Hickman
73 - Firth
74 - Panama
75 - Bennet
 170 - Outside of Lancaster Co.

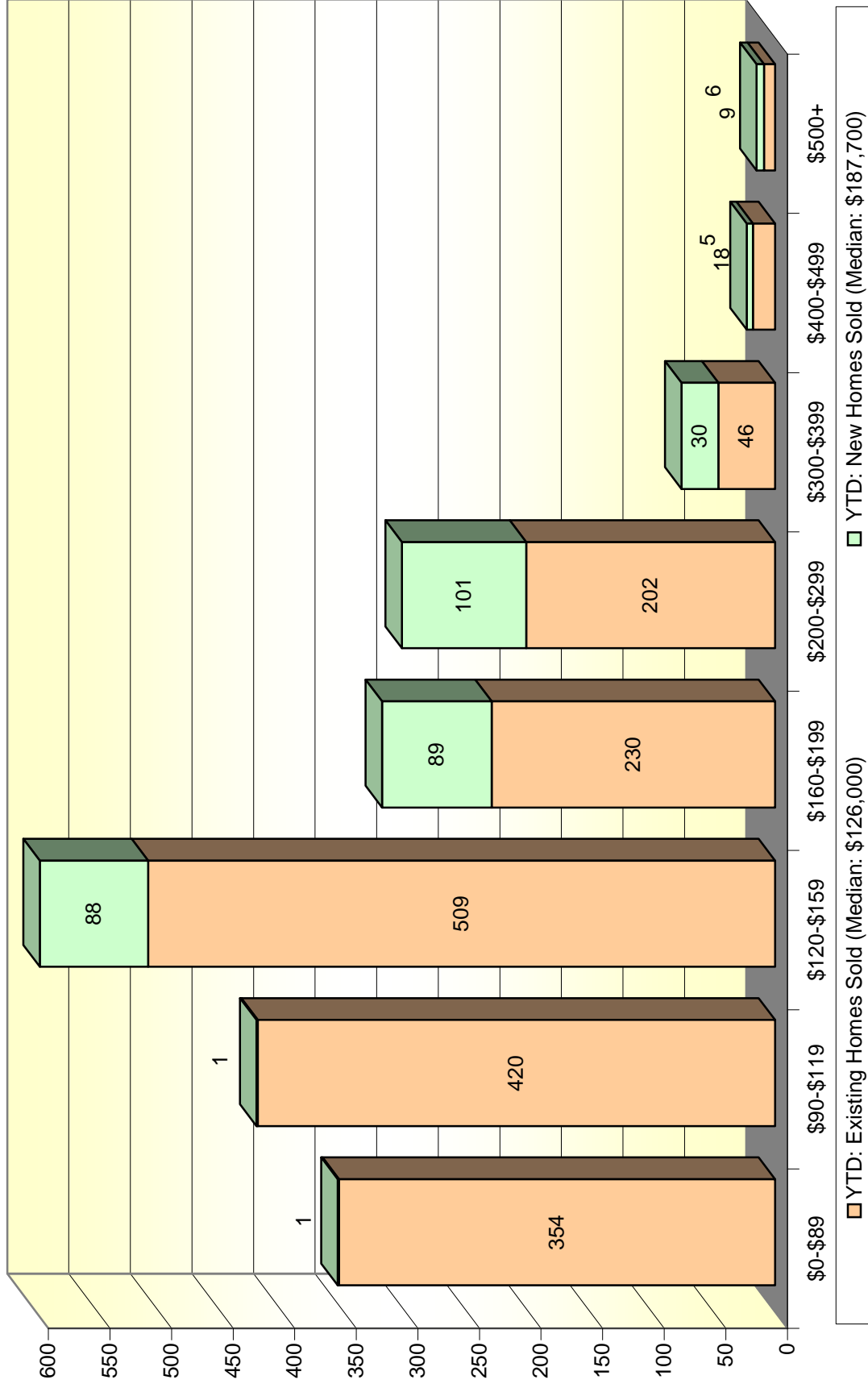
Midlands MLS - Lincoln, NE
EXISTING HOMES: Single-Family Sales - June 30

MLS Map Area	Total Number of Sales Closed 2007 YTD	Total Number of Sales Closed 2008 YTD	Lowest Sale Price 2008 YTD	Median Sale Price 2008 YTD	Highest Sale Price 2008 YTD
11 NW Lincoln	53	47	\$38,000	\$113,000	\$196,500
12 NW Lincoln	66	71	\$28,700	\$128,500	\$240,000
13 NW Lincoln	25	26	\$37,200	\$122,000	\$530,000
14 NW Lincoln	77	83	\$50,000	\$118,500	\$213,000
15 NW Lincoln	22	23	\$29,000	\$78,000	\$540,000
16 NW Lincoln	14	9	\$129,000	\$153,900	\$230,000
50 NW Lancaster	5	5	\$55,000	\$217,500	\$460,000
51 Malcolm, NE	6	6	\$75,000	\$110,850	\$323,500
52 Raymond, NE	4	3	\$57,000	\$105,100	\$230,000
53 Davey, NE	2	0			
150 NW out of Lancaster	96	81	\$6,250	\$116,000	\$340,000
21 NE Lincoln	16	14	\$67,000	\$171,750	\$244,000
22 NE Lincoln	71	63	\$26,500	\$78,000	\$160,000
23 NE Lincoln	144	111	\$27,500	\$95,000	\$177,700
24 NE Lincoln	116	94	\$31,500	\$127,100	\$239,000
60 NE Lancaster	6	1	\$284,000	\$284,000	\$284,000
61 Waverly, NE	17	15	\$65,500	\$148,900	\$217,000
160 NE out of Lancaster	48	31	\$36,101	\$93,000	\$800,000
31 SE Lincoln	128	79	\$35,000	\$105,000	\$389,500
32 SE Lincoln	108	113	\$30,000	\$123,500	\$414,000
33 SE Lincoln	130	106	\$50,200	\$186,000	\$710,000
34 SE Lincoln	91	74	\$50,000	\$142,200	\$507,500
35 SE Lincoln	142	116	\$53,000	\$180,000	\$935,000
36 SE Lincoln	11	11	\$140,000	\$224,000	\$423,000
37 SE Lincoln	0	2	\$77,000	\$158,250	\$239,500
70 SE Lancaster	5	7	\$73,000	\$206,500	\$315,000
71 Roca, NE	1	1	\$144,000	\$144,000	\$144,000
72 Hickman, NE	9	4	\$96,200	\$157,500	\$301,470
73 Firth, NE	4	4	\$120,000	\$140,900	\$227,500
74 Panama, NE	0	2	\$42,500	\$76,250	\$110,000
75 Bennet, NE	2	6	\$12,000	\$107,000	\$191,000
170 SE out of Lancaster	23	33	\$14,000	\$92,000	\$370,000
41 SW Lincoln	69	55	\$34,200	\$134,500	\$203,000
42 SW Lincoln	2	4	\$37,700	\$276,500	\$385,000
43 SW Lincoln	77	51	\$16,000	\$76,000	\$158,000
44 SW Lincoln	59	59	\$40,000	\$118,000	\$390,000
45 SW Lincoln	71	75	\$18,550	\$189,000	\$924,000
46 SW Lincoln	5	2	\$225,000	\$297,500	\$370,000
47 SW Lincoln	5	5	\$150,000	\$390,000	\$487,500
80 SW Lancaster	7	7	\$63,000	\$199,900	\$210,000
81 Denton, NE	4	1	\$395,000	\$395,000	\$395,000
82 Hallam, NE	1	3	\$82,000	\$93,100	\$280,000
83 Sprague, NE	0	1	\$86,500	\$86,500	\$86,500
180 SW out of Lancaster	46	26	\$8,750	\$84,500	\$276,000
All Market Areas	1,788	1,530	\$6,250	\$125,000	\$935,000

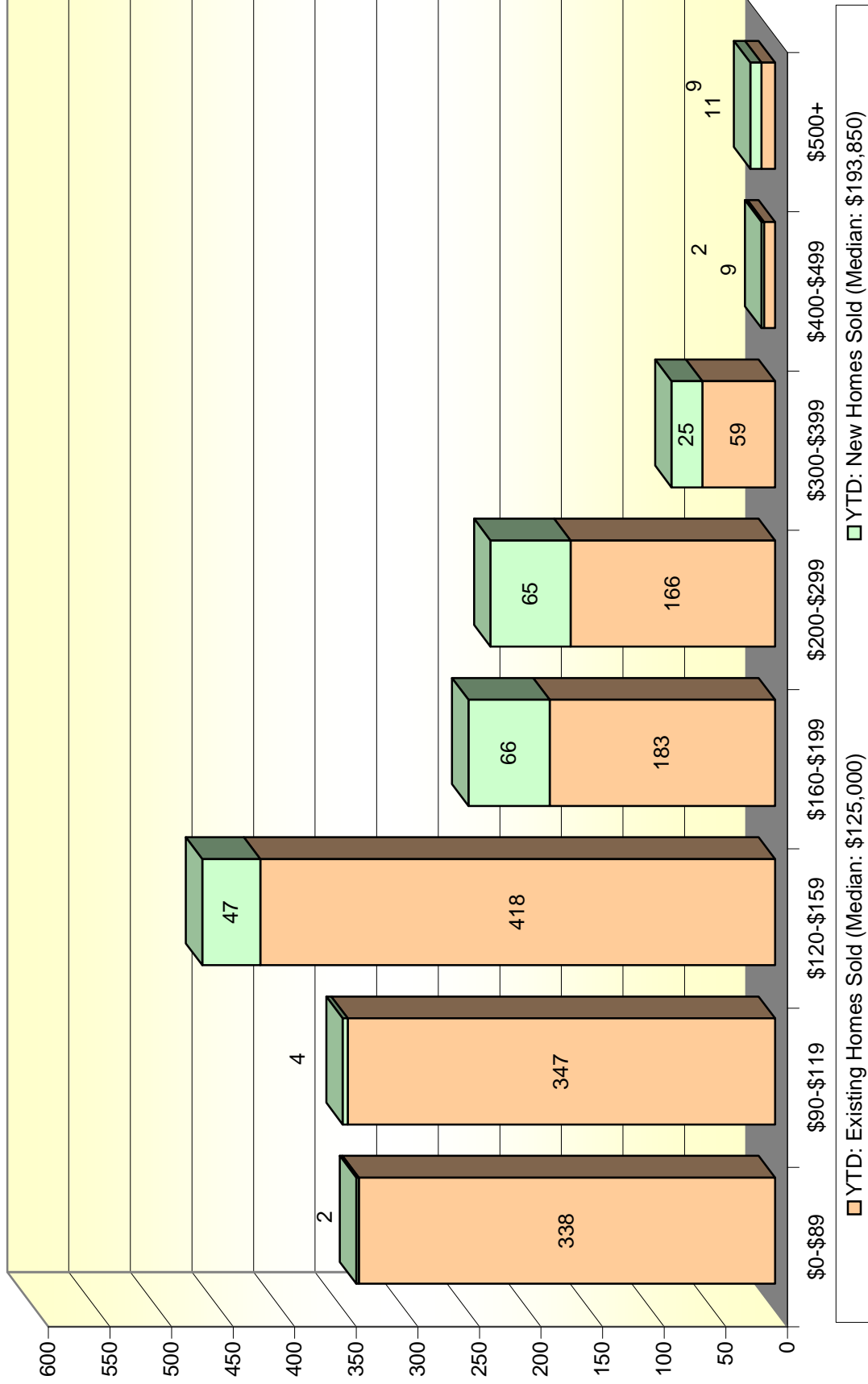
Midlands MLS - Lincoln, NE
NEW HOMES: Single-Family Sales - June 30

MLS Map Area	Total Number of Sales Closed 2007 YTD	Total Number of Sales Closed 2008 YTD	Lowest Sale Price 2008 YTD	Median Sale Price 2008 YTD	Highest Sale Price 2008 YTD
11 NW Lincoln	19	14	\$137,950	\$155,925	\$235,000
12 NW Lincoln	3	0			
13 NW Lincoln	5	1	\$179,500	\$179,500	\$179,500
14 NW Lincoln	20	20	\$92,950	\$150,950	\$327,668
15 NW Lincoln	2	0			
16 NW Lincoln	14	11	\$136,000	\$295,000	\$380,000
50 NW Lancaster	1	1			
51 NW Lancaster	0	0			
52 NW Lancaster	0	0			
53 NW Lancaster	0	0			
150 NW out of Lancaster	14	9	\$172,000	\$178,500	\$232,500
21 NE Lincoln	0	1	\$130,000	\$130,000	\$130,000
22 NE Lincoln	0	1	\$127,500	\$127,500	\$127,500
23 NE Lincoln	1	0			
24 NE Lincoln	24	28	\$75,000	\$199,000	\$296,628
60 NE Lancaster	0	0			
61 Waverly, NE	11	10	\$144,000	\$170,000	\$243,600
160 NE out of Lancaster	5	2	\$75,000	\$137,000	\$199,000
31 SE Lincoln	0	1	\$139,500	\$139,500	\$139,500
32 SE Lincoln	0	1	\$127,500	\$127,500	\$127,500
33 SE Lincoln	23	22	\$135,200	\$250,000	\$351,597
34 SE Lincoln	5	1	\$162,900	\$162,900	\$162,900
35 SE Lincoln	63	26	\$146,000	\$204,950	\$539,000
36 SE Lincoln	38	17	\$150,800	\$231,000	\$362,500
37 SE Lincoln	2	0			
70 SE Lancaster	2	2	\$235,066	\$567,533	\$900,000
71 Roca, NE	0	1	\$515,000	\$515,000	\$515,000
72 Hickman, NE	4	9	\$143,000	\$153,695	\$192,291
73 Firth, NE	0	0			
74 Panama, NE	1	0			
75 Bennet, NE	0	4	\$144,000	\$167,000	\$193,500
170 SE out of Lancaster	4	3	\$112,900	\$252,000	\$319,000
41 SW Lincoln	18	7	\$158,900	\$191,750	\$215,250
42 SW Lincoln	1	0			
43 SW Lincoln	1	0			
44 SW Lincoln	0	0			
45 SW Lincoln	38	26	\$152,950	\$272,357	\$705,000
46 SW Lincoln	0	1	\$319,452	\$319,452	\$319,452
47 SW Lincoln	1	0			
80 SW Lancaster	1	1	\$231,575	\$231,575	\$231,575
81 Denton, NE	0	0			
82 Hallam, NE	0	0			
83 Sprague, NE	0	0			
180 SW out of Lancaster	0	0			
All Market Areas	321	220	\$75,000	\$198,850	\$900,000

**Midlands MLS - Lincoln, NE
Single-Family Homes Sold as of June 30, 2007**



**Midlands MLS - Lincoln, NE
Single-Family Homes Sold as of June 30, 2008**



**Midlands MLS - Lincoln, NE
Single-Family Homes For Sale as of July 15, 2008**

