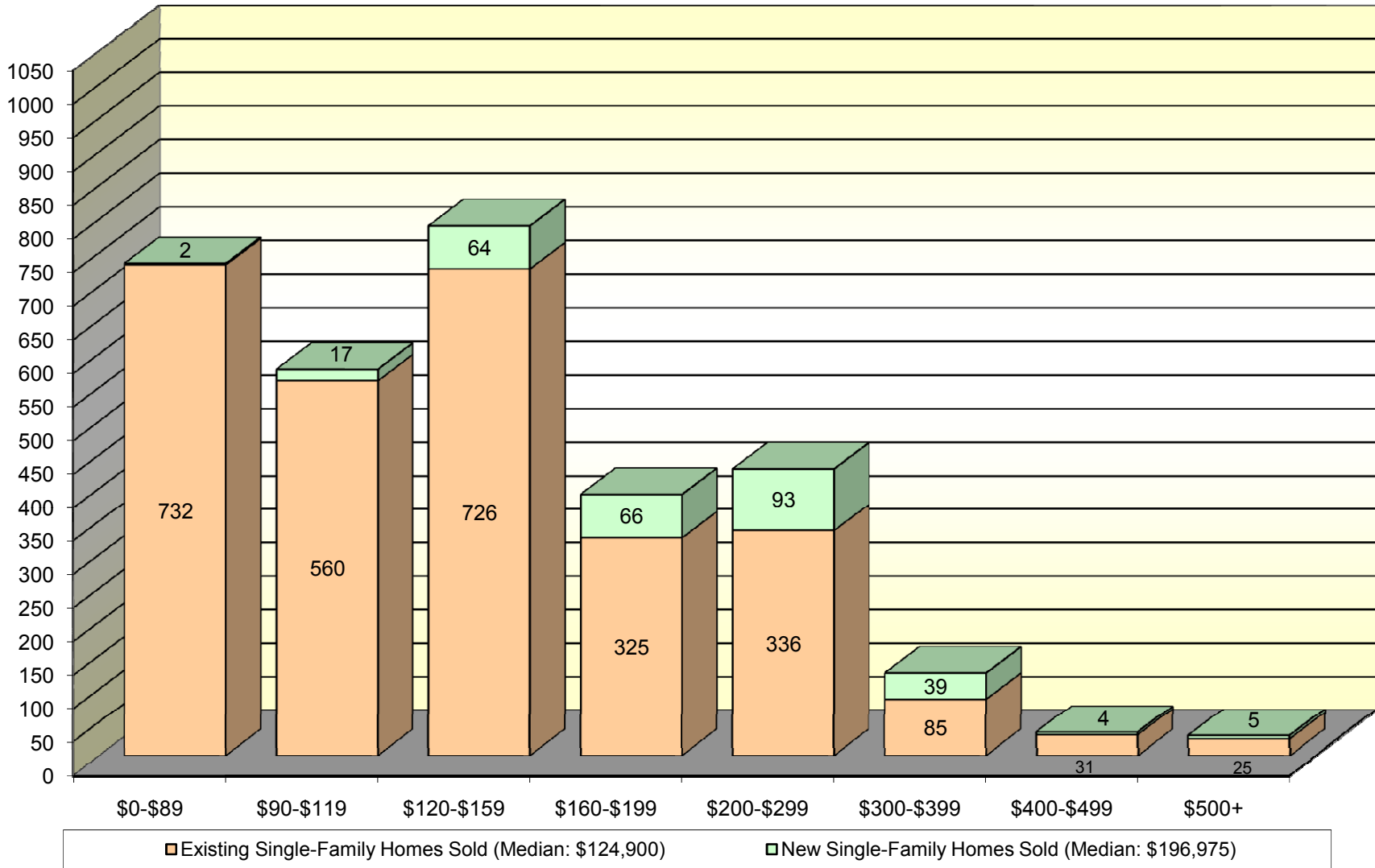
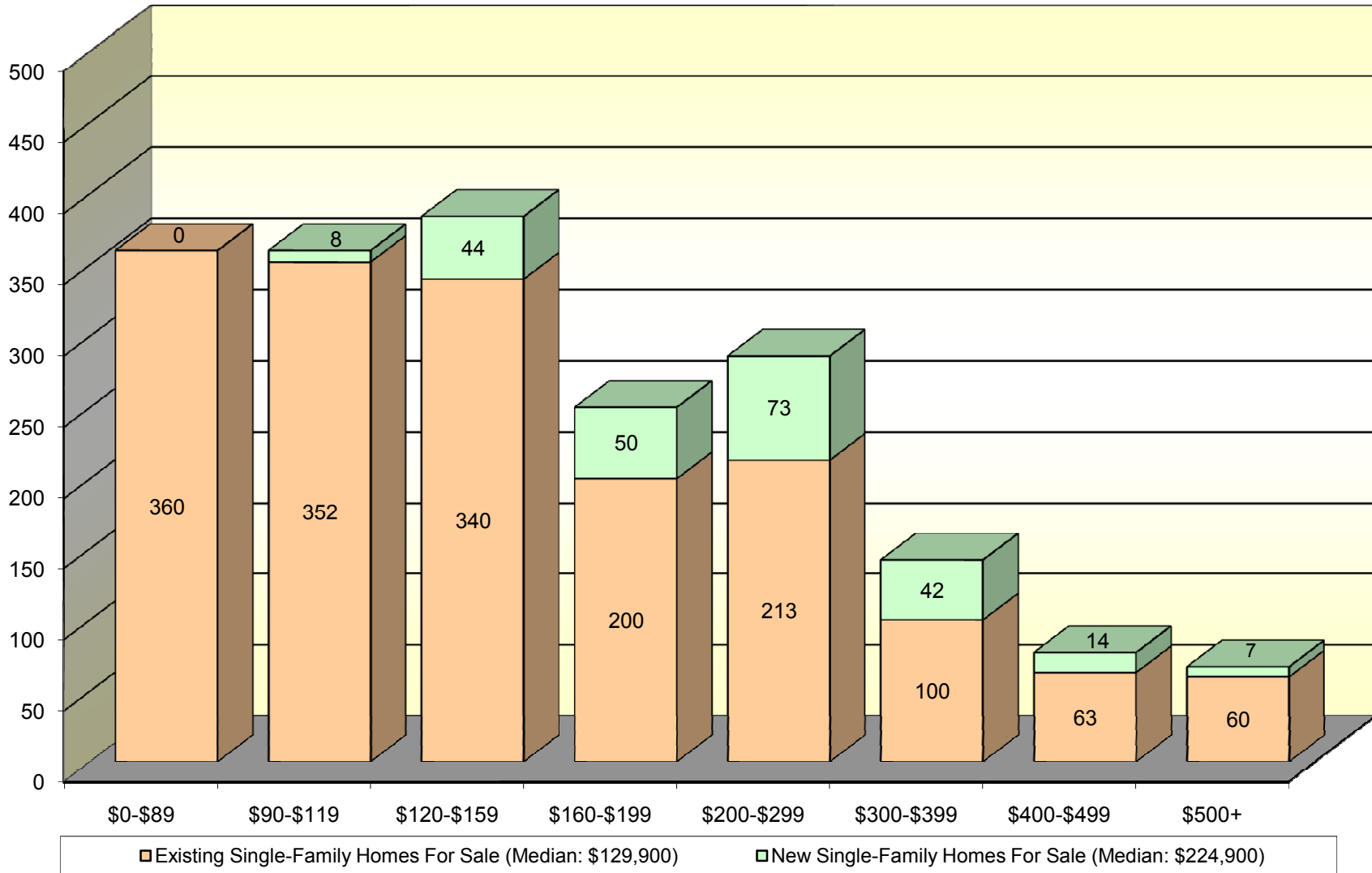


Midlands MLS - Lincoln, NE
Single-Family Homes Sold during Last 12 Months (08/01/10 - 07/31/11)



**Midlands MLS - Lincoln, NE
Single-Family Homes Listed For Sale as of 8-15-2011**



Midlands MLS - Lincoln, NE

EXISTING HOMES: Listed For Sale - August 15, 2011

MLS Map Area	Total Number of Sales Last 12 months**	Total Number Listed For Sale as of 8/15/11	Lowest List Price For Sale	Median List Price For Sale	Highest List Price For Sale
11 NW Lincoln	72	48	\$75,000	\$112,300	\$297,500
12 NW Lincoln	114	59	\$64,900	\$129,900	\$224,900
13 NW Lincoln	43	39	\$92,000	\$174,500	\$850,000
14 NW Lincoln	144	71	\$54,500	\$117,950	\$279,900
15 NW Lincoln	41	20	\$40,000	\$103,385	\$329,900
16 NW Lincoln	33	20	\$110,000	\$208,500	\$569,900
50 NW Lancaster	9	10	\$164,900	\$347,450	\$750,000
51 Malcolm, NE	2	5	\$45,400	\$110,000	\$474,900
52 Raymond, NE	11	6	\$64,900	\$183,500	\$379,900
53 Davey, NE	1	1	\$94,900	\$94,900	\$94,900
150 NW out of Lancaster	166	103	\$15,000	\$114,700	\$1,295,000
21 NE Lincoln	10	10	\$79,900	\$169,700	\$214,000
22 NE Lincoln	99	45	\$33,000	\$94,900	\$219,900
23 NE Lincoln	173	99	\$37,500	\$99,900	\$212,900
24 NE Lincoln	147	73	\$69,900	\$129,900	\$629,000
60 NE Lancaster	8	10	\$119,900	\$285,400	\$498,500
61 Waverly, NE	32	14	\$80,000	\$132,400	\$245,600
160 NE out of Lancaster	85	80	\$15,000	\$114,900	\$999,999
31 SE Lincoln	148	75	\$25,000	\$109,900	\$499,950
32 SE Lincoln	181	91	\$45,000	\$130,900	\$665,000
33 SE Lincoln	161	88	\$78,000	\$215,000	\$1,795,000
34 SE Lincoln	170	65	\$69,900	\$177,500	\$697,750
35 SE Lincoln	230	122	\$48,900	\$222,975	\$1,500,000
36 SE Lincoln	35	19	\$164,950	\$272,900	\$689,000
37 SE Lincoln	9	5	\$284,900	\$339,900	\$970,000
70 SE Lancaster	21	20	\$29,900	\$317,475	\$1,250,000
71 Roca, NE	4	0			
72 Hickman, NE	18	11	\$78,000	\$154,900	\$295,000
73 Firth, NE	15	13	\$58,900	\$184,900	\$349,000
74 Panama, NE	4	3	\$57,500	\$63,900	\$349,000
75 Bennet, NE	13	7	\$56,900	\$144,500	\$490,000
170 SE out of Lancaster	71	56	\$15,500	\$119,900	\$489,000
41 SW Lincoln	105	46	\$59,900	\$136,250	\$385,000
42 SW Lincoln	10	8	\$64,950	\$277,000	\$480,000
43 SW Lincoln	96	88	\$12,000	\$84,900	\$479,900
44 SW Lincoln	80	68	\$42,500	\$127,450	\$1,209,000
45 SW Lincoln	124	72	\$79,000	\$214,900	\$3,800,000
46 SW Lincoln	3	7	\$167,400	\$369,900	\$775,000
47 SW Lincoln	9	11	\$232,000	\$359,900	\$899,000
80 SW Lancaster	12	11	\$47,500	\$279,900	\$496,500
81 Denton, NE	6	7	\$42,000	\$169,950	\$325,000
82 Hallam, NE	5	3	\$95,900	\$141,900	\$199,995
83 Sprague, NE	0	1	\$94,900	\$94,900	\$94,900
180 SW out of Lancaster	100	78	\$12,500	\$107,450	\$800,000
All Market Areas	2,820	1,688	\$12,000	\$129,900	\$3,800,000

** Existing Home Sales August 1, 2010 through July 31, 2011.

Midlands MLS - Lincoln, NE

NEW HOMES: Listed For Sale - August 15, 2011*

MLS Map Area	Total Number of Sales Last 12 months**	Total Number Listed For Sale as of 8/15/11	Lowest List Price For Sale	Median List Price For Sale	Highest List Price For Sale
11 NW Lincoln	9	4	\$148,500	\$158,950	\$158,950
12 NW Lincoln	2	1	\$163,900	\$163,900	\$163,900
13 NW Lincoln	0	0			
14 NW Lincoln	23	12	\$112,900	\$134,900	\$244,500
15 NW Lincoln	9	4	\$122,000	\$144,000	\$166,000
16 NW Lincoln	13	7	\$113,000	\$194,000	\$247,000
50 NW Lancaster	2	1	\$285,233	\$285,233	\$285,233
51 NW Lancaster	0	0			
52 NW Lancaster	0	0			
53 NW Lancaster	0	0			
150 NW out of Lancaster	14	8	\$142,500	\$184,250	\$214,900
21 NE Lincoln	1	0			
22 NE Lincoln	4	0			
23 NE Lincoln	0	0			
24 NE Lincoln	47	45	\$124,900	\$179,950	\$411,000
60 NE Lancaster	0	0			
61 Waverly, NE	7	1	\$127,900	\$127,900	\$127,900
160 NE out of Lancaster	1	4	\$99,900	\$154,925	\$287,500
31 SE Lincoln	0	0			
32 SE Lincoln	0	0			
33 SE Lincoln	46	25	\$156,900	\$294,950	\$379,950
34 SE Lincoln	3	3	\$150,000	\$153,500	\$235,000
35 SE Lincoln	37	41	\$163,900	\$234,900	\$545,000
36 SE Lincoln	20	17	\$179,900	\$219,000	\$484,900
37 SE Lincoln	15	5	\$224,900	\$359,950	\$1,250,000
70 SE Lancaster	1	0			
71 Roca, NE	2	2	\$104,900	\$104,900	\$104,900
72 Hickman, NE	7	16	\$131,900	\$194,950	\$247,500
73 Firth, NE	0	0			
74 Panama, NE	0	0			
75 Bennet, NE	0	1	\$197,000	\$197,000	\$197,000
170 SE out of Lancaster	3	1	\$349,000	\$349,000	\$349,000
41 SW Lincoln	7	8	\$111,900	\$191,250	\$235,500
42 SW Lincoln	0	0			
43 SW Lincoln	2	0			
44 SW Lincoln	0	0			
45 SW Lincoln	9	23	\$224,900	\$374,900	\$549,900
46 SW Lincoln	1	0			
47 SW Lincoln	0	8	\$274,900	\$439,700	\$643,900
80 SW Lancaster	0	0			
81 Denton, NE	1	0			
82 Hallam, NE	0	0			
83 Sprague, NE	1	0			
180 SW out of Lancaster	3	1	\$99,900	\$99,900	\$99,900
All Market Areas	290	238	\$99,900	\$224,900	\$1,250,000

* Includes new homes listed in all stages of construction. Excludes "model" homes.

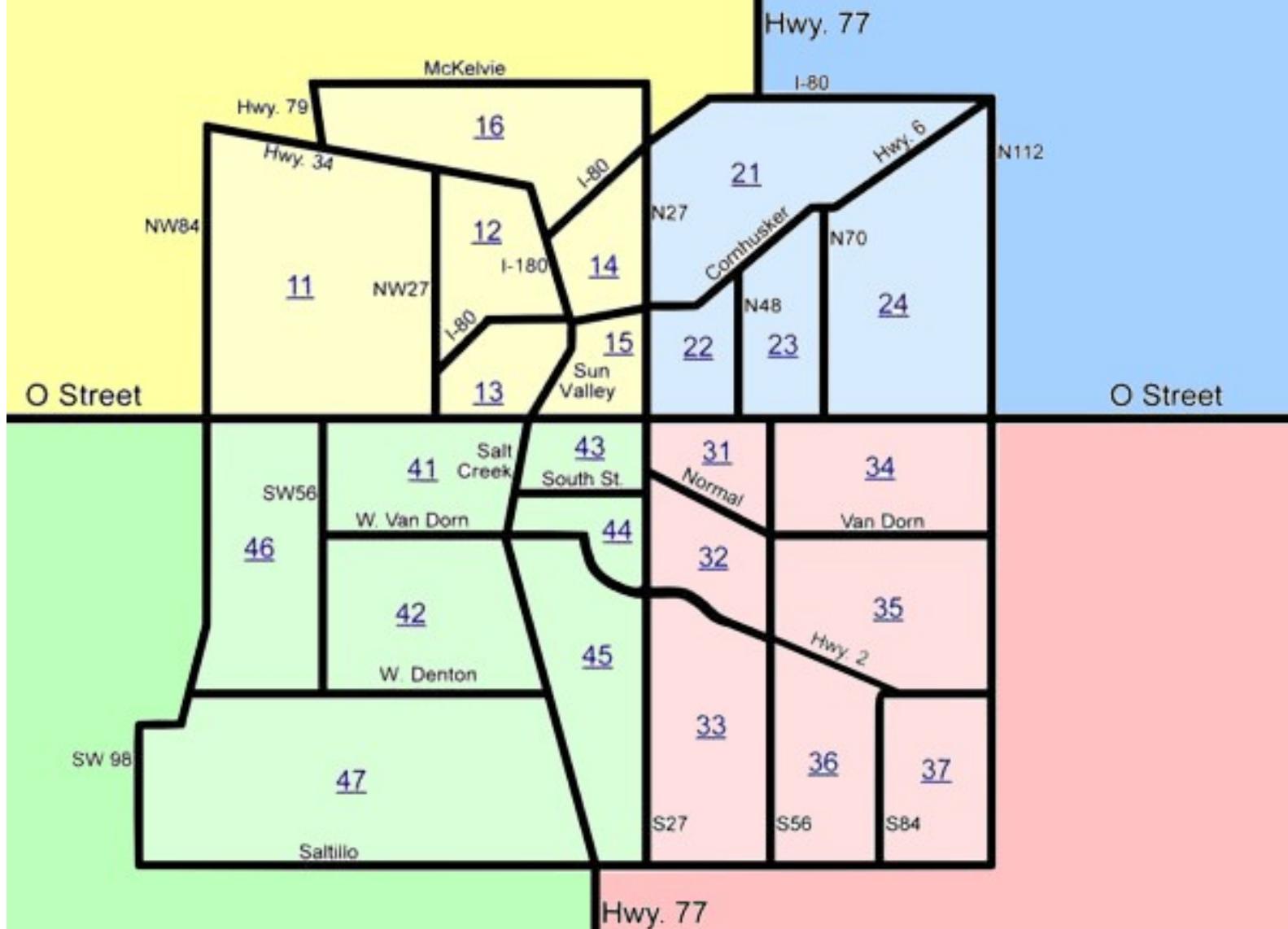
** New Home Sales August 1, 2010 through July 31, 2011.

Lincoln, Nebraska

Midlands MLS - Area Map

50 - Rural Lancaster County
51 - Malcolm
52 - Raymond
53 - Davey
 150 - Outside of Lancaster Co.

60 - Rural Lancaster County
61 - Waverly
 160 - Outside of Lancaster Co.



80 - Rural Lancaster County
81 - Denton
82 - Hallam
83 - Sprague
 180 - Outside of Lancaster Co.

70 - Rural Lancaster County
71 - Roca
72 - Hickman
73 - Firth
74 - Panama
75 - Bennet
 170 - Outside of Lancaster Co.