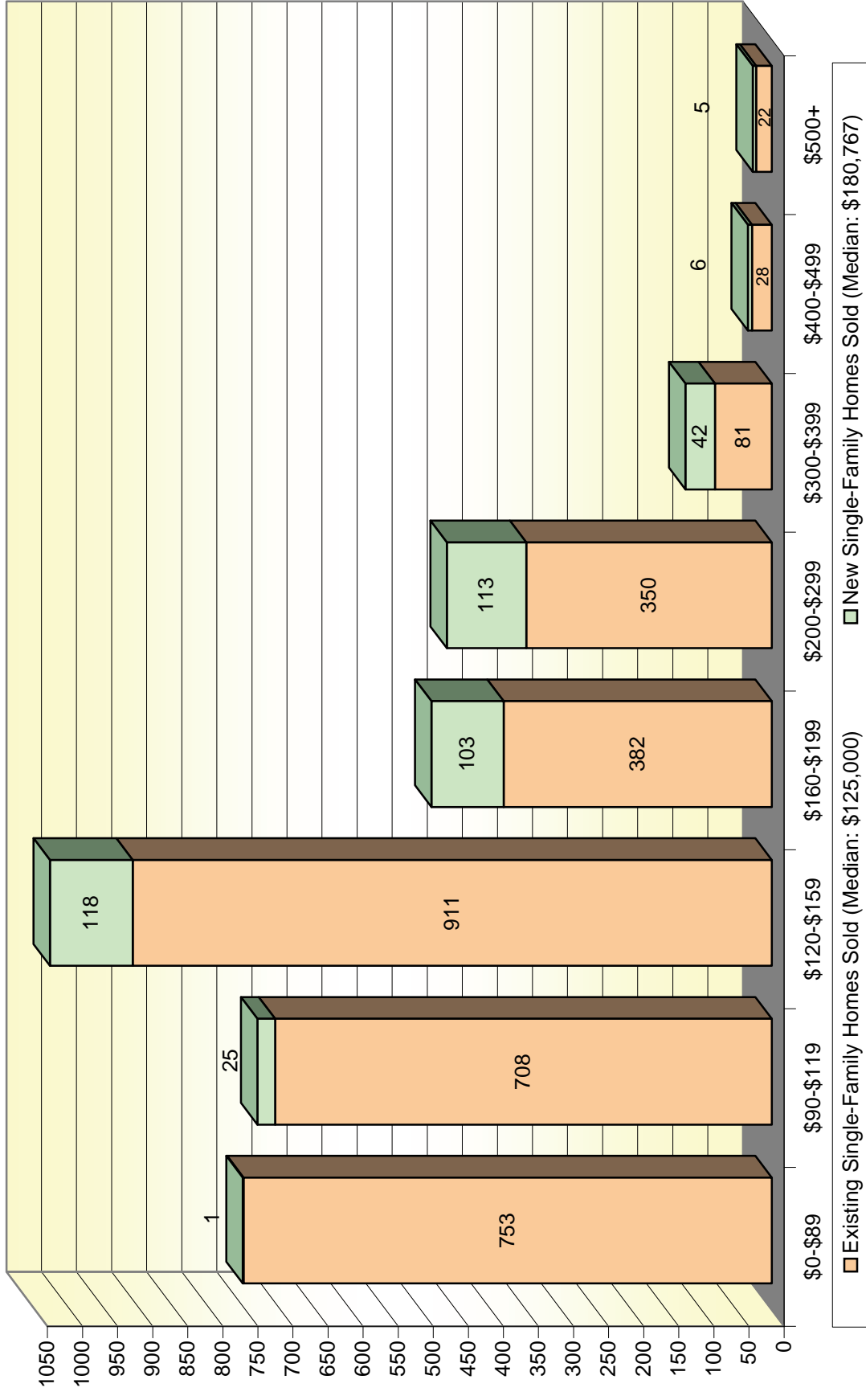
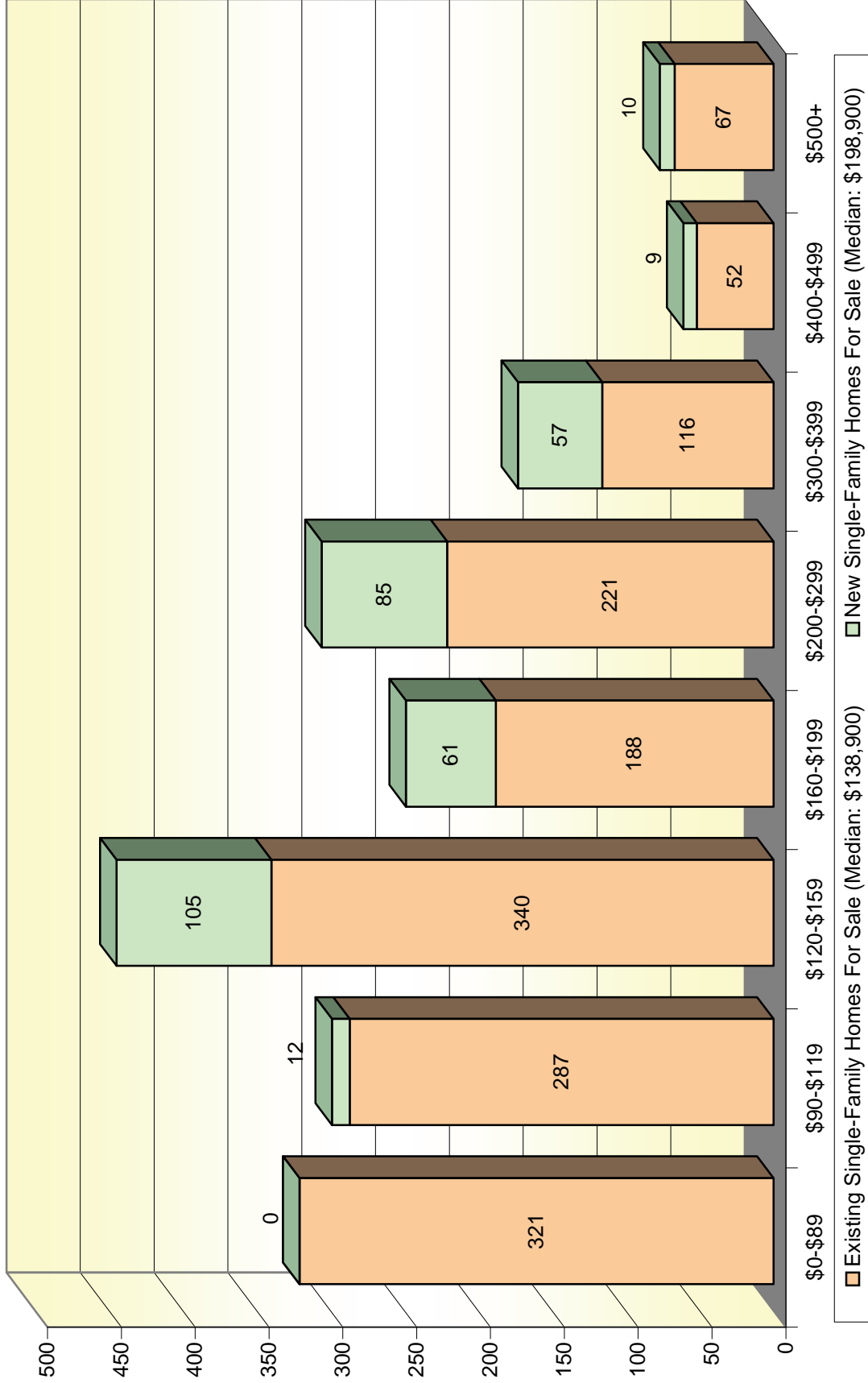


**Midlands MLS - Lincoln, NE**  
**Single-Family Homes Sold during Last 12 Months (08/01/08 - 07/31/09)**



**Midlands MLS - Lincoln, NE  
Single-Family Homes Listed For Sale as of 8-15-2009**



## Midlands MLS - Lincoln, NE

NEW HOMES: Listed For Sale - August 15, 2009\*

MLS Map Area	Total Number of Sales Last 12 months**	Total Number Listed For Sale as of 8/15/09	Lowest List Price For Sale	Median List Price For Sale	Highest List Price For Sale
11 NW Lincoln	18	13	\$139,950	\$159,900	\$189,900
12 NW Lincoln	7	9	\$129,900	\$135,000	\$146,900
13 NW Lincoln	2	0			
14 NW Lincoln	44	32	\$105,900	\$128,750	\$199,900
15 NW Lincoln	1	13	\$170,000	\$325,000	\$425,000
16 NW Lincoln	14	33	\$144,700	\$180,000	\$599,000
50 NW Lancaster	1	2	\$242,500	\$251,225	\$259,950
51 NW Lancaster	0	0			
52 NW Lancaster	0	0			
53 NW Lancaster	0	0			
150 NW out of Lancaster	12	11	\$147,000	\$157,000	\$199,900
21 NE Lincoln	4	0			
22 NE Lincoln	0	2	\$129,000	\$156,975	\$184,950
23 NE Lincoln	0	0			
24 NE Lincoln	56	38	\$125,900	\$243,562	\$479,000
60 NE Lancaster	0	0			
61 Waverly, NE	16	6	\$114,900	\$124,900	\$245,000
160 NE out of Lancaster	6	2	\$129,900	\$159,900	\$189,900
31 SE Lincoln	0	1	\$525,000	\$525,000	\$525,000
32 SE Lincoln	0	1	\$285,000	\$285,000	\$285,000
33 SE Lincoln	48	27	\$129,700	\$254,800	\$369,999
34 SE Lincoln	0	2	\$162,900	\$226,400	\$289,900
35 SE Lincoln	37	41	\$172,500	\$310,000	\$985,000
36 SE Lincoln	35	23	\$169,950	\$229,985	\$484,985
37 SE Lincoln	9	7	\$124,900	\$249,990	\$1,398,000
70 SE Lancaster	3	2	\$215,145	\$267,023	\$318,900
71 Roca, NE	1	1	\$697,000	\$697,000	\$697,000
72 Hickman, NE	12	14	\$141,900	\$185,000	\$227,900
73 Firth, NE	0	0			
74 Panama, NE	0	0			
75 Bennet, NE	7	0			
170 SE out of Lancaster	3	17	\$156,950	\$218,480	\$309,900
41 SW Lincoln	12	9	\$127,900	\$152,900	\$214,900
42 SW Lincoln	1	0			
43 SW Lincoln	0	16	\$154,900	\$154,900	\$174,900
44 SW Lincoln	0	0			
45 SW Lincoln	54	10	\$124,900	\$327,500	\$849,900
46 SW Lincoln	4	0			
47 SW Lincoln	1	6	\$359,900	\$444,500	\$599,900
80 SW Lancaster	1	0			
81 Denton, NE	0	0			
82 Hallam, NE	0	0			
83 Sprague, NE	0	0			
180 SW out of Lancaster	4	1	\$210,000	\$210,000	\$210,000
<b>All Market Areas</b>	<b>413</b>	<b>339</b>	<b>\$105,900</b>	<b>\$198,900</b>	<b>\$1,398,000</b>

\* Includes new homes listed in all stages of construction. Excludes "model" homes.

\*\* New Home Sales August 1, 2008 through July 31, 2009.

## Midlands MLS - Lincoln, NE

### EXISTING HOMES: Listed For Sale - August 15, 2009

MLS Map Area	Total Number of Sales Last 12 months**	Total Number Listed For Sale as of 8/15/09	Lowest List Price For Sale	Median List Price For Sale	Highest List Price For Sale
11 NW Lincoln	109	35	\$59,500	\$119,900	\$350,000
12 NW Lincoln	114	38	\$69,900	\$129,425	\$219,900
13 NW Lincoln	47	31	\$89,750	\$142,888	\$779,000
14 NW Lincoln	167	63	\$28,500	\$119,900	\$249,900
15 NW Lincoln	45	22	\$40,000	\$107,250	\$379,500
16 NW Lincoln	28	20	\$134,900	\$204,500	\$359,999
50 NW Lancaster	10	7	\$210,000	\$399,999	\$655,000
51 Malcolm, NE	4	3	\$49,950	\$138,900	\$234,900
52 Raymond, NE	5	5	\$64,900	\$179,500	\$1,011,500
53 Davey, NE	1	0			
150 NW out of Lancaster	170	125	\$14,000	\$119,950	\$675,000
21 NE Lincoln	17	14	\$73,000	\$176,200	\$249,900
22 NE Lincoln	104	73	\$29,000	\$79,950	\$169,900
23 NE Lincoln	217	73	\$29,900	\$99,900	\$164,900
24 NE Lincoln	158	71	\$62,900	\$129,900	\$459,950
60 NE Lancaster	6	4	\$138,000	\$264,950	\$317,900
61 Waverly, NE	36	18	\$59,000	\$188,000	\$250,000
160 NE out of Lancaster	112	86	\$14,000	\$122,250	\$789,900
31 SE Lincoln	187	55	\$52,000	\$117,900	\$219,650
32 SE Lincoln	237	78	\$57,500	\$127,450	\$590,000
33 SE Lincoln	236	76	\$76,500	\$229,900	\$1,925,000
34 SE Lincoln	195	66	\$75,000	\$182,000	\$998,000
35 SE Lincoln	255	131	\$59,900	\$255,000	\$1,190,000
36 SE Lincoln	33	25	\$167,000	\$259,900	\$895,000
37 SE Lincoln	6	7	\$85,000	\$315,000	\$675,000
70 SE Lancaster	18	16	\$58,500	\$309,900	\$1,550,000
71 Roca, NE	4	4	\$110,000	\$342,250	\$798,000
72 Hickman, NE	22	13	\$62,000	\$155,900	\$385,000
73 Firth, NE	6	9	\$85,000	\$179,900	\$247,000
74 Panama, NE	2	2	\$59,900	\$87,400	\$114,900
75 Bennet, NE	11	9	\$89,900	\$159,000	\$689,000
170 SE out of Lancaster	36	50	\$5,000	\$159,950	\$599,900
41 SW Lincoln	127	24	\$64,900	\$125,400	\$182,500
42 SW Lincoln	11	3	\$225,000	\$269,950	\$449,900
43 SW Lincoln	109	85	\$25,000	\$92,500	\$875,000
44 SW Lincoln	109	60	\$46,000	\$133,200	\$295,000
45 SW Lincoln	142	76	\$78,000	\$294,700	\$1,194,500
46 SW Lincoln	4	3	\$343,000	\$388,900	\$389,000
47 SW Lincoln	4	7	\$245,000	\$389,500	\$779,000
80 SW Lancaster	10	10	\$139,000	\$435,000	\$695,000
81 Denton, NE	5	5	\$67,000	\$240,000	\$429,900
82 Hallam, NE	3	4	\$94,900	\$183,500	\$225,000
83 Sprague, NE	3	0			
180 SW out of Lancaster	110	85	\$15,000	\$107,500	\$499,950
<b>All Market Areas</b>	<b>3,235</b>	<b>1,591</b>	<b>\$5,000</b>	<b>\$138,900</b>	<b>\$1,925,000</b>

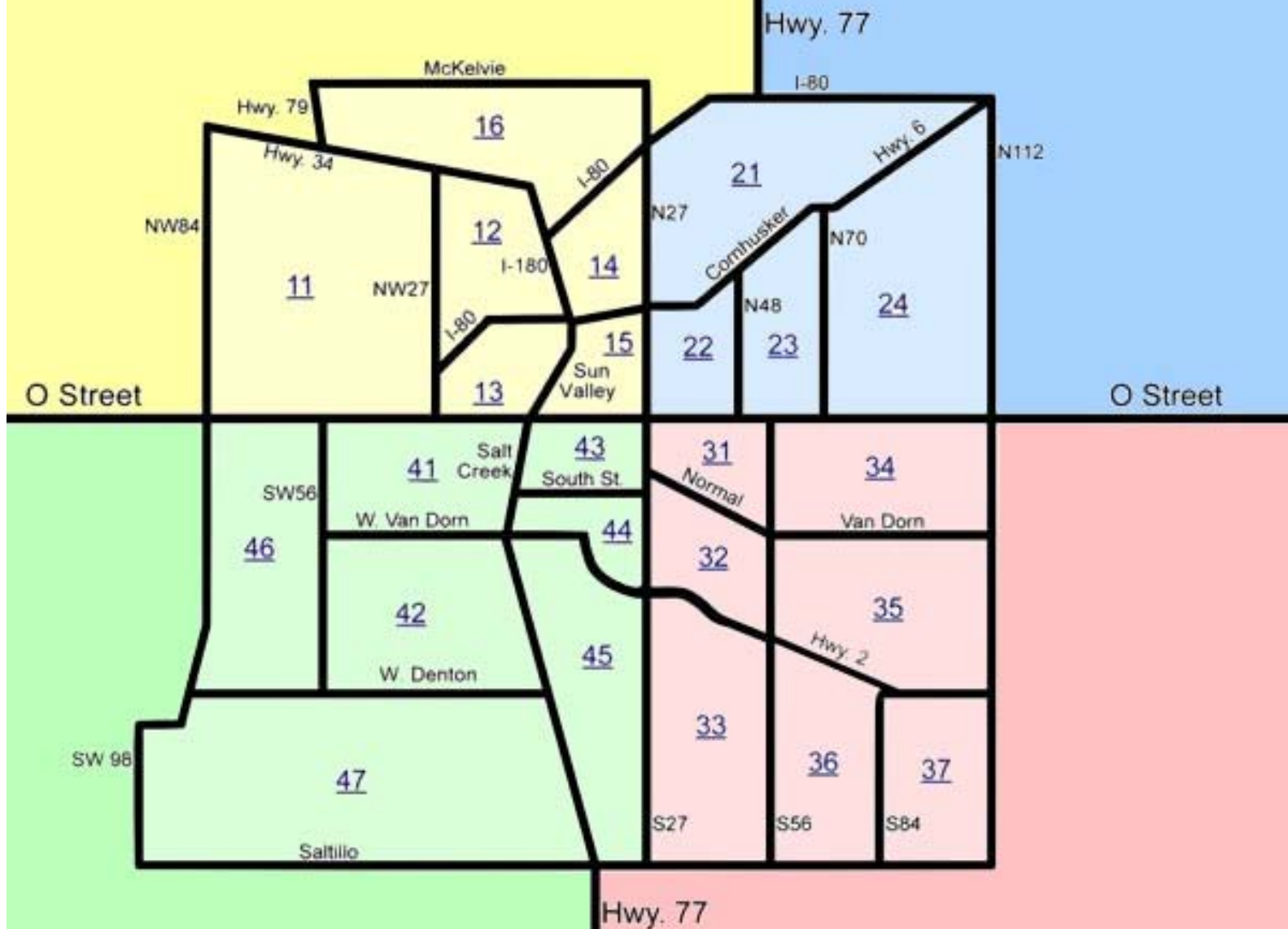
\*\* Existing Home Sales August 1, 2008 through July 31, 2009.

# Lincoln, Nebraska

## Midlands MLS - Area Map

50 - Rural Lancaster County  
51 - Malcolm  
52 - Raymond  
53 - Davey  
 150 - Outside of Lancaster Co.

60 - Rural Lancaster County  
61 - Waverly  
 160 - Outside of Lancaster Co.



80 - Rural Lancaster County  
81 - Denton  
82 - Hallam  
83 - Sprague  
 180 - Outside of Lancaster Co.

70 - Rural Lancaster County  
71 - Roca  
72 - Hickman  
73 - Firth  
74 - Panama  
75 - Bennet  
 170 - Outside of Lancaster Co.