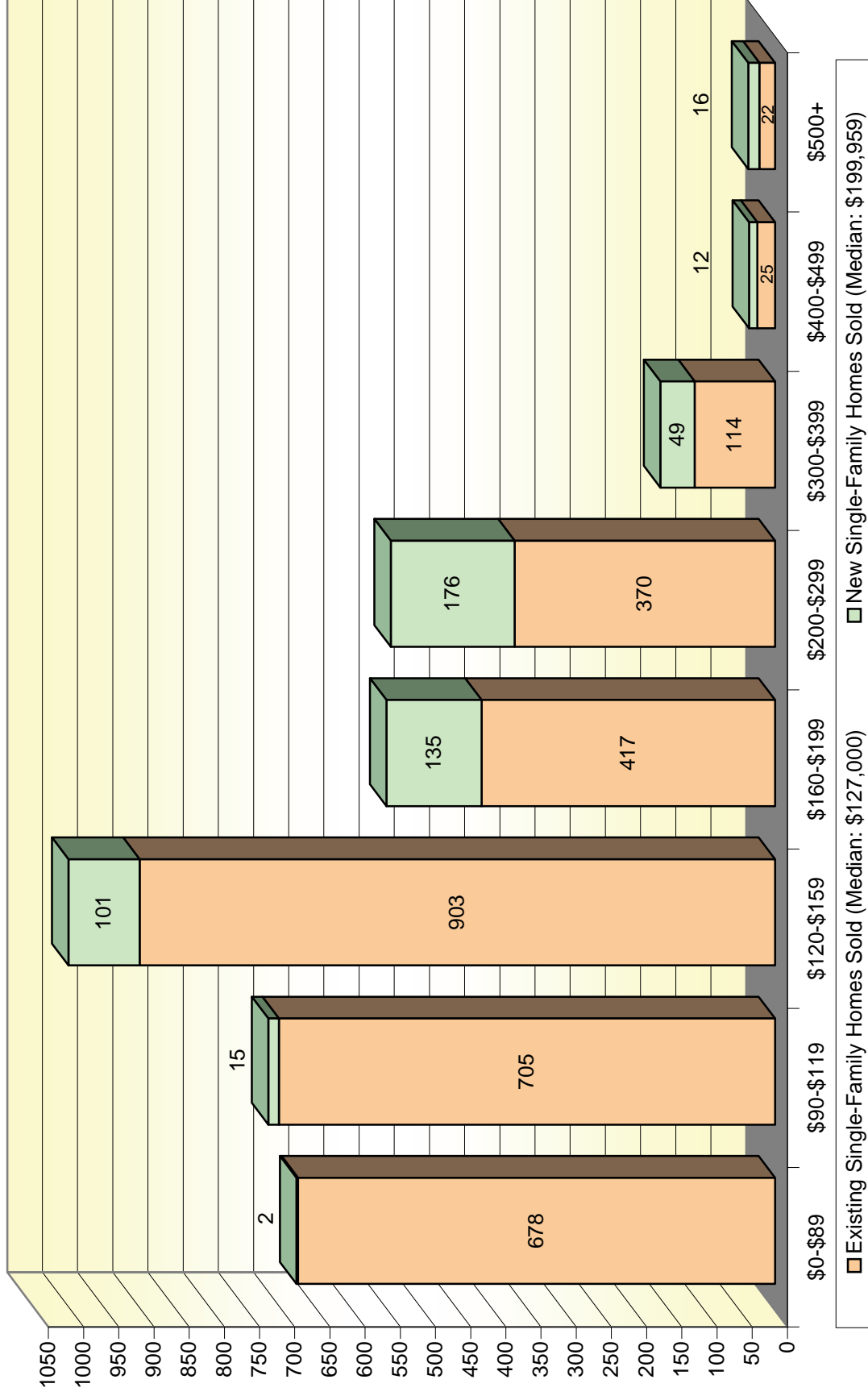
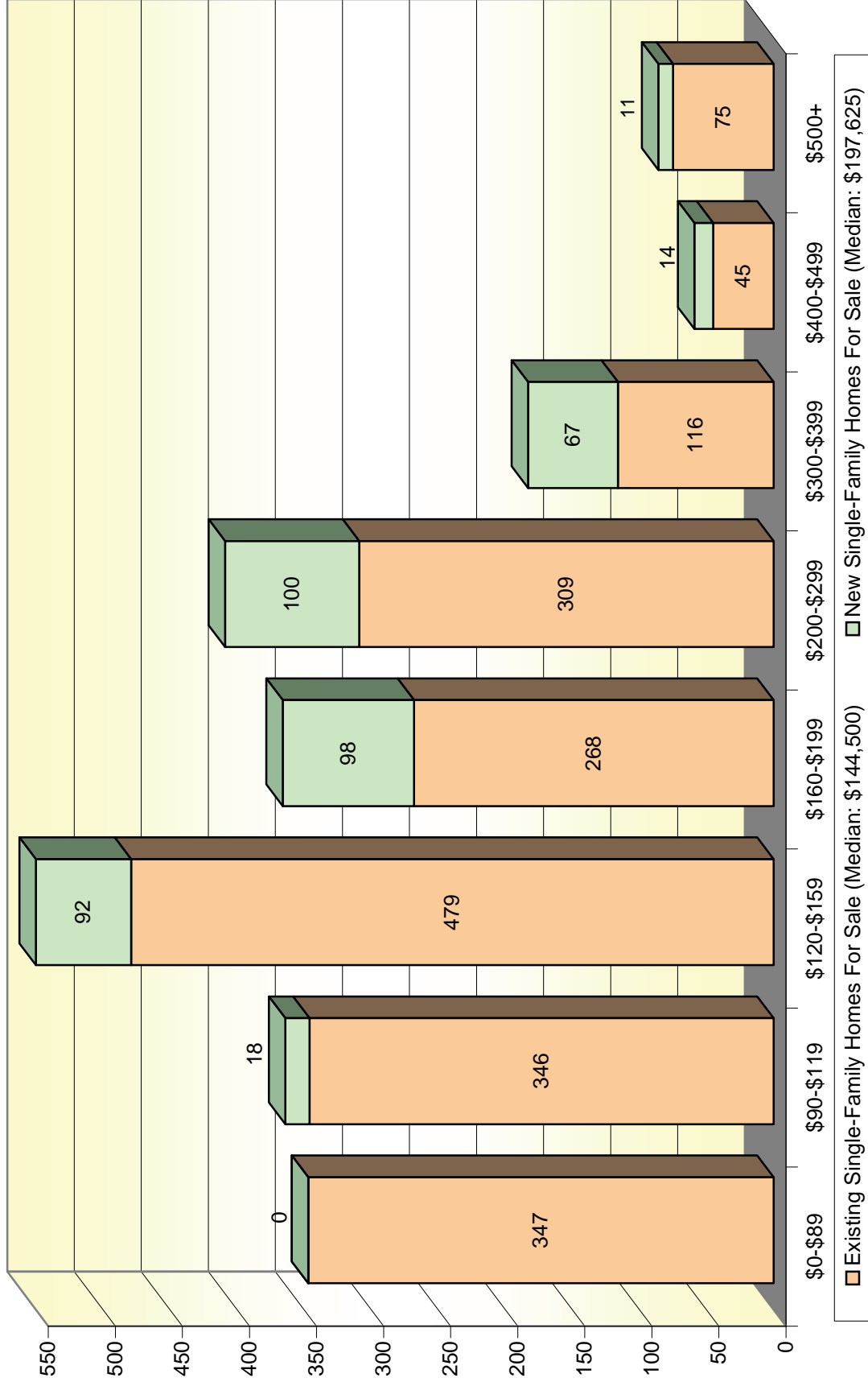


Midlands MLS - Lincoln, NE
Single-Family Homes Sold during Last 12 Months (08/01/07 - 07/31/08)



Midlands MLS - Lincoln, NE
Single-Family Homes Listed For Sale as of 8-15-2008



Midlands MLS - Lincoln, NE

NEW HOMES: Listed For Sale - August 15, 2008*

MLS Map Area	Total Number of Sales Last 12 months**	Total Number Listed For Sale as of 8/15/08	Lowest List Price For Sale	Median List Price For Sale	Highest List Price For Sale
11 NW Lincoln	26	20	\$138,950	\$169,600	\$225,000
12 NW Lincoln	7	3	\$144,900	\$159,000	\$174,000
13 NW Lincoln	1	1	\$159,950	\$159,950	\$159,950
14 NW Lincoln	48	43	\$94,500	\$132,750	\$227,900
15 NW Lincoln	1	8	\$257,000	\$406,000	\$439,000
16 NW Lincoln	29	39	\$136,700	\$169,500	\$450,000
50 NW Lancaster	2	1	\$279,500	\$279,500	\$279,500
51 NW Lancaster	0	0			
52 NW Lancaster	1	0			
53 NW Lancaster	0	0			
150 NW out of Lancaster	15	11	\$124,500	\$194,000	\$265,000
21 NE Lincoln	2	6	\$133,900	\$174,800	\$190,082
22 NE Lincoln	1	1	\$129,900	\$129,900	\$129,900
23 NE Lincoln	0	0			
24 NE Lincoln	63	36	\$169,900	\$209,450	\$499,500
60 NE Lancaster	2	1	\$319,000	\$319,000	\$319,000
61 Waverly, NE	23	6	\$149,900	\$181,400	\$230,000
160 NE out of Lancaster	8	5	\$189,950	\$208,500	\$625,000
31 SE Lincoln	1	0			
32 SE Lincoln	2	2	\$219,000	\$258,750	\$298,500
33 SE Lincoln	31	39	\$127,200	\$245,800	\$334,950
34 SE Lincoln	4	3	\$161,900	\$163,900	\$289,900
35 SE Lincoln	67	49	\$153,400	\$299,900	\$598,500
36 SE Lincoln	49	33	\$167,000	\$210,900	\$399,900
37 SE Lincoln	0	7	\$300,000	\$399,900	\$1,335,000
70 SE Lancaster	6	2	\$229,900	\$377,450	\$525,000
71 Roca, NE	1	2	\$178,295	\$276,648	\$375,000
72 Hickman, NE	21	12	\$144,400	\$166,875	\$259,900
73 Firth, NE	0	1	\$232,000	\$232,000	\$232,000
74 Panama, NE	0	0			
75 Bennet, NE	5	3	\$125,694	\$144,900	\$204,000
170 SE out of Lancaster	5	4	\$174,900	\$237,400	\$324,900
41 SW Lincoln	12	10	\$135,000	\$155,800	\$218,900
42 SW Lincoln	0	0			
43 SW Lincoln	0	0			
44 SW Lincoln	0	0			
45 SW Lincoln	66	35	\$159,950	\$319,900	\$945,000
46 SW Lincoln	1	10	\$134,600	\$147,250	\$156,900
47 SW Lincoln	2	3	\$479,000	\$539,000	\$749,500
80 SW Lancaster	1	1	\$234,900	\$234,900	\$234,900
81 Denton, NE	0	0			
82 Hallam, NE	1	1	\$169,900	\$169,900	\$169,900
83 Sprague, NE	0	0			
180 SW out of Lancaster	1	2	\$129,900	\$194,450	\$259,000
All Market Areas	506	400	\$94,500	\$197,625	\$1,335,000

* Includes new homes listed in all stages of construction. Excludes "model" homes.

** New Home Sales August 1, 2007 through July 31, 2008.

Midlands MLS - Lincoln, NE

EXISTING HOMES: Listed For Sale - August 15, 2008

MLS Map Area	Total Number of Sales Last 12 months**	Total Number Listed For Sale as of 8/15/08	Lowest List Price For Sale	Median List Price For Sale	Highest List Price For Sale
11 NW Lincoln	100	57	\$74,900	\$129,900	\$207,500
12 NW Lincoln	119	65	\$68,500	\$143,500	\$235,000
13 NW Lincoln	47	44	\$62,000	\$137,700	\$799,000
14 NW Lincoln	176	91	\$29,500	\$137,500	\$299,000
15 NW Lincoln	58	25	\$39,000	\$78,000	\$625,000
16 NW Lincoln	28	17	\$139,900	\$215,000	\$319,900
50 NW Lancaster	13	15	\$117,950	\$289,000	\$649,950
51 Malcolm, NE	7	4	\$99,900	\$259,900	\$419,000
52 Raymond, NE	5	2	\$183,900	\$186,450	\$189,000
53 Davey, NE	1	2	\$229,500	\$289,500	\$349,500
150 NW out of Lancaster	176	127	\$23,950	\$117,500	\$480,000
21 NE Lincoln	30	13	\$78,000	\$160,000	\$233,900
22 NE Lincoln	122	70	\$34,900	\$77,500	\$725,000
23 NE Lincoln	229	99	\$44,900	\$104,900	\$157,500
24 NE Lincoln	175	64	\$82,000	\$142,500	\$445,000
60 NE Lancaster	3	8	\$120,000	\$189,200	\$439,000
61 Waverly, NE	31	23	\$81,450	\$137,900	\$515,000
160 NE out of Lancaster	84	101	\$32,500	\$132,500	\$715,000
31 SE Lincoln	185	95	\$44,900	\$114,000	\$750,000
32 SE Lincoln	221	112	\$58,900	\$139,425	\$425,000
33 SE Lincoln	224	106	\$48,900	\$186,950	\$1,399,999
34 SE Lincoln	186	106	\$68,900	\$179,250	\$495,000
35 SE Lincoln	241	181	\$69,000	\$234,900	\$1,199,950
36 SE Lincoln	27	21	\$149,900	\$308,000	\$835,000
37 SE Lincoln	5	4	\$239,500	\$514,450	\$679,000
70 SE Lancaster	23	14	\$148,500	\$289,950	\$1,895,000
71 Roca, NE	4	6	\$98,800	\$189,925	\$569,000
72 Hickman, NE	11	21	\$59,500	\$180,500	\$835,000
73 Firth, NE	10	12	\$159,900	\$209,500	\$349,900
74 Panama, NE	5	1	\$51,000	\$51,000	\$51,000
75 Bennet, NE	10	9	\$76,000	\$214,500	\$850,000
170 SE out of Lancaster	67	24	\$34,500	\$184,950	\$359,900
41 SW Lincoln	116	57	\$84,900	\$134,900	\$394,900
42 SW Lincoln	8	11	\$184,500	\$269,000	\$519,000
43 SW Lincoln	111	88	\$19,950	\$85,700	\$300,000
44 SW Lincoln	124	74	\$34,500	\$129,925	\$275,000
45 SW Lincoln	155	89	\$82,900	\$215,000	\$1,349,000
46 SW Lincoln	2	5	\$244,900	\$388,900	\$439,900
47 SW Lincoln	9	8	\$249,000	\$419,450	\$779,000
80 SW Lancaster	13	15	\$175,000	\$265,000	\$1,283,000
81 Denton, NE	4	5	\$55,900	\$375,000	\$398,500
82 Hallam, NE	4	4	\$126,900	\$152,450	\$179,000
83 Sprague, NE	5	2	\$99,900	\$106,450	\$113,000
180 SW out of Lancaster	60	88	\$20,000	\$123,000	\$795,000
All Market Areas	3,234	1,985	\$19,950	\$144,500	\$1,895,000

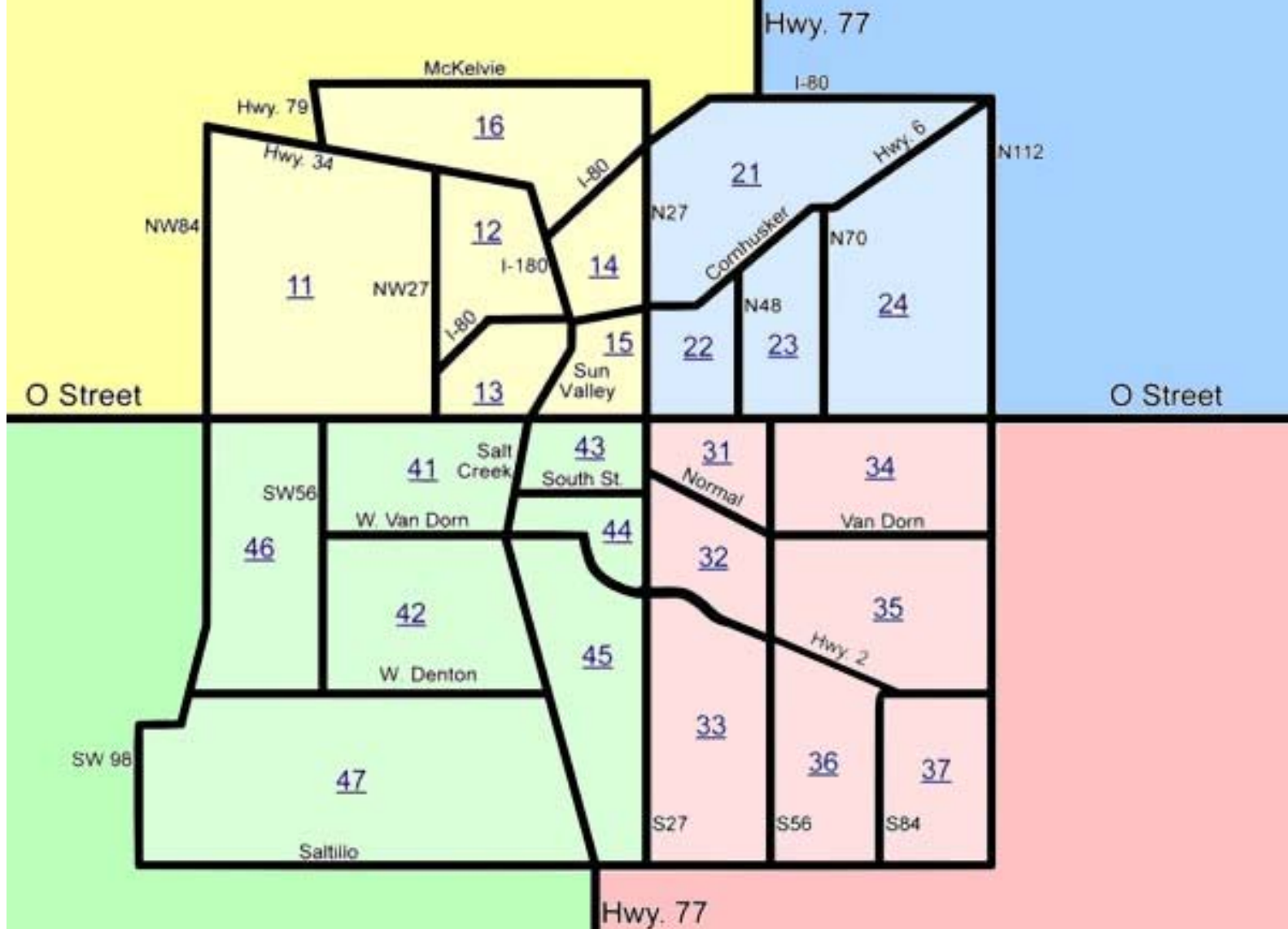
** New Home Sales August 1, 2007 through July 31, 2008.

Lincoln, Nebraska

Midlands MLS - Area Map

50 - Rural Lancaster County
51 - Malcolm
52 - Raymond
53 - Davey
 150 - Outside of Lancaster Co.

60 - Rural Lancaster County
61 - Waverly
 160 - Outside of Lancaster Co.



80 - Rural Lancaster County
81 - Denton
82 - Hallam
83 - Sprague
 180 - Outside of Lancaster Co.

70 - Rural Lancaster County
71 - Roca
72 - Hickman
73 - Firth
74 - Panama
75 - Bennet
 170 - Outside of Lancaster Co.